

# Classroom Objects Word Games

## Word level games and activities for Milestone 8 - Entry 1 Literacy and ESOL

How to use these activities

Please do not use these worksheets in isolation, only as part of a well-planned lesson. For ESOL, they are particularly useful during the first few lessons of term.

For example:

- To set the scene talk about different objects in the classroom, in students' pencil cases, etc. For ESOL combine the new vocabulary with simple prepositions. E.g. The pencil is on the table, etc. Write key words on whiteboard as they crop up. Discuss spellings, etc.
- Page 2 can be laminated and used as a matching game. Alternatively use as a cut and stick activity or a work sheet (for reading practice ask students to write correct word under each picture, for spelling practice ask students to study the words and then fold or cut the paper on the dotted line before writing in the words).
- Use one or two sheets (pages 3-7) for individual work (or homework) after a group session on recycling.
- Enlarge on to A3 and ask students to work in pairs.
- Project word searches / fills onto a whiteboard or smartboard. Encourage students to come to the whiteboard and circle or fill-in words.
- Model on whiteboard / smartboard as above then encourage students to create their own word searches, crosswords, etc.

### Main Curriculum Links

\*Actual references will vary with learner group, and the way the resource is used.

ESOL references are shown in italics.

preEntry

Rw/M8.1 recognise the letters of the alphabet by shape, name, sound.

Rw/M8.3 recognise/read a growing repertoire of familiar • words • signs • symbols.

Ww/M8.1 write (a) using an appropriate grip (b) making many controlled letter shapes.

Literacy / ESOL Entry 1

Rw/E1.1 Possess a limited, meaningful sight vocabulary of words, signs and symbols

*Rw/E1.1a Recognise a limited number of words, signs and symbols*

Rw/E1.2 Decode simple regular words

*Rw/E1.2a Use knowledge of basic sound-letter correspondence to sound out unfamiliar words*

Rw/E1.3 Recognise letters of the alphabet in both upper and lower case

*Rw/E1.3a Identify the letters of the alphabet in both upper and lower case*

Ww/E1.1 Spell correctly some personal key words and familiar words

*Ww/E1.1a Use and spell correctly some personal key words and familiar key words*

Producing your own word games and activities.















These resources were kindly shared by Ginette Kriche who used a trial version of Vocabulary Worksheet Factory (vws), available at <http://www.schoolhousetech.com/>

The custom vws files were then contributed to skillsworkshop.org who hold a publishing licence for this software.

Thus, site contributors who are entitled to editable Word versions of resources please note that this resource is not available as an editable Word document, only as a series of vws files.

# What can you see in your classroom?

Write the correct word under each picture.

----- ✂ ----- ✂ -----

pencil	stapler	ruler	paper
dictionary	folder	hole punch	rubber
glue	pen	pencil sharpener	coloured pencils
book	scissors		

Name: \_\_\_\_\_ Date: \_\_\_\_\_

# Classroom Objects Word Shapes

Fill in the missing letters to complete the words.



1. 

--	--	--	--	--

7. 

--	--	--	--

2. 

--	--	--	--	--	--

8. 

--	--	--	--

--	--	--	--	--	--	--

3. 

--	--	--	--	--

9. 

--	--	--

4. 

--	--	--	--	--	--	--

10. 

--	--	--	--	--	--	--	--

5. 

--	--	--	--	--	--

11. 

--	--	--	--	--	--	--

6. 

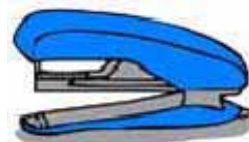
--	--	--	--

12. 

--	--	--	--	--	--	--	--	--	--	--

pencil	hole punch	paper	scissors
pen	stapler	book	glue
ruler	rubber	folder	dictionary

Name: \_\_\_\_\_ Date: \_\_\_\_\_



# Classroom Objects

## Alphabetical Order



Write the words in alphabetical order.

A	B	C	D	E	F	G	H	I	J	K	L	M	N	O	P	Q	R	S	T	U	V	W	X	Y	Z
a	b	c	d	e	f	g	h	i	j	k	l	m	n	o	p	q	r	s	t	u	v	w	x	y	z

1. \_\_\_\_\_
2. \_\_\_\_\_
3. \_\_\_\_\_
4. \_\_\_\_\_
5. \_\_\_\_\_
6. \_\_\_\_\_
7. \_\_\_\_\_
8. \_\_\_\_\_
9. \_\_\_\_\_
10. \_\_\_\_\_

pencil	paper
hole punch	book
stapler	folder
coloured pencils	glue
rubber	dictionary



Name: \_\_\_\_\_ Date: \_\_\_\_\_

# Classroom Objects

## Missing Vowels

A E I O U



Read the words at the bottom of the page.  
Fold them over so you can't see them!  
Fill in the missing vowels. a e i o u


1. p \_ n \_\_\_\_\_
2. p \_ nc \_ l \_\_\_\_\_
3. r \_ l \_ r \_\_\_\_\_
4. sc \_ ss \_ rs \_\_\_\_\_
5. b \_ \_ k \_\_\_\_\_
6. st \_ pl \_ r \_\_\_\_\_
7. f \_ ld \_ r \_\_\_\_\_
8. p \_ p \_ r \_\_\_\_\_
9. r \_ bb \_ r \_\_\_\_\_
10. gl \_ \_ \_\_\_\_\_

pencil	ruler	rubber	book	scissors
pen	stapler	paper	folder	glue

Name: \_\_\_\_\_ Date: \_\_\_\_\_

# Classroom Objects Word Fill

Fill in the missing letters.



**3 LETTERS**

pen

**4 LETTERS**

book

glue

**5 LETTERS**

ruler

paper

**6 LETTERS**

pencil

rubber

folder

**7 LETTERS**

stapler

**8 LETTERS**

scissors

**9 LETTERS**

hole punch

**10 LETTERS**

dictionary

**15 LETTERS**

coloured pencils

pencil sharpener

Name: \_\_\_\_\_

Date: \_\_\_\_\_

# Classroom Objects Word Search



Find the hidden words.

(Words only go across from left to right, or straight down.)

b	i	h	o	l	e	p	u	n	c	h	d
o	o	e	p	e	n	v	v	p	y	l	w
s	w	m	b	o	o	k	v	e	v	n	o
t	v	d	i	c	t	i	o	n	a	r	y
f	o	l	d	e	r	n	x	c	u	u	s
t	s	a	e	l	l	h	r	i	f	o	c
r	t	u	x	t	n	h	f	l	p	c	i
u	a	t	q	c	k	t	g	s	k	j	s
b	p	p	j	q	h	p	a	p	e	r	s
b	l	r	u	l	e	r	l	g	w	c	o
e	e	w	g	l	u	e	s	l	v	o	r
r	r	k	p	w	c	w	c	a	b	d	s

pencil

hole punch

paper

scissors

pen

stapler

book

glue

ruler

rubber

folder

dictionary

Name: \_\_\_\_\_

Date: \_\_\_\_\_

# Classroom Objects Word Shapes



Fill in the missing letters to complete the words.

1. p a p e r

2. f o l d e r

3. r u l e r

4. s t a p l e r

5. r u b b e r

6. g l u e

7. b o o k

8. h o l e p u n c h

9. p e n

10. s c i s s o r s

11. p e n c i l

12. d i c t i o n a r y

pencil	hole punch	paper	scissors
pen	stapler	book	glue
ruler	rubber	folder	dictionary



Name: \_\_\_\_\_ Date: \_\_\_\_\_



# Classroom Objects

## Alphabetical Order

Write the words in alphabetical order.

A	B	C	D	E	F	G	H	I	J	K	L	M	N	O	P	Q	R	S	T	U	V	W	X	Y	Z
a	b	c	d	e	f	g	h	i	j	k	l	m	n	o	p	q	r	s	t	u	v	w	x	y	z

1. **book** \_\_\_\_\_
2. **coloured pencils** \_\_\_\_\_
3. **dictionary** \_\_\_\_\_
4. **folder** \_\_\_\_\_
5. **glue** \_\_\_\_\_
6. **hole punch** \_\_\_\_\_
7. **paper** \_\_\_\_\_
8. **pencil** \_\_\_\_\_
9. **rubber** \_\_\_\_\_
10. **stapler** \_\_\_\_\_

pencil	paper
hole punch	book
stapler	folder
coloured pencils	glue
rubber	dictionary



Name: \_\_\_\_\_ Date: \_\_\_\_\_

## Classroom Objects

### Missing Vowels A E I O U

Read the words at the bottom of the page.  
Fold them over so you can't see them!  
Fill in the missing vowels. a e i o u

1. p \_ n pen \_\_\_\_\_
2. p \_ nc \_ l pencil \_\_\_\_\_
3. r \_ l \_ r ruler \_\_\_\_\_
4. sc \_ ss \_ rs scissors \_\_\_\_\_
5. b \_ \_ k book \_\_\_\_\_
6. st \_ pl \_ r stapler \_\_\_\_\_
7. f \_ ld \_ r folder \_\_\_\_\_
8. p \_ p \_ r paper \_\_\_\_\_
9. r \_ bb \_ r rubber \_\_\_\_\_
10. gl \_ \_ glue \_\_\_\_\_

pencil	ruler	rubber	book	scissors
pen	stapler	paper	folder	glue



Name: \_\_\_\_\_

Date: \_\_\_\_\_



# Classroom Objects Word Search

Find the hidden words.

(Words only go across from left to right, or straight down.)

b	i	h	o	l	e	p	u	n	c	h	d
o	o	e	p	e	n	v	v	p	y	l	w
s	w	m	b	o	o	k	v	e	v	n	o
t	v	d	i	c	t	i	o	n	a	r	y
f	o	l	d	e	r	n	x	c	u	u	s
t	s	a	e	l	l	h	r	i	f	o	c
r	t	u	x	t	n	h	f	l	p	c	i
u	a	t	q	c	k	t	g	s	k	j	s
b	p	p	j	q	h	p	a	p	e	r	s
b	l	r	u	l	e	r	l	g	w	c	o
e	e	w	g	l	u	e	s	l	v	o	r
r	r	k	p	w	c	w	c	a	b	d	s

pencil	hole punch	paper	scissors
pen	stapler	book	glue
ruler	rubber	folder	dictionary