


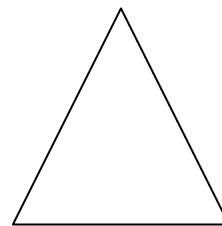

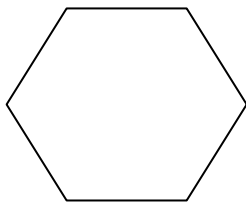

Christmas gingerbread maths

Name _____ Date _____

Look at the Gingerbread house.



What shapes do you see?



1. Tick the shapes as you find them.

2. Which shape is the largest?

Christmas gingerbread maths

Name _____ Date _____

3. Write the name of each shape below.

Shape	Number

4. Count how many of each shape there are. Write the number next to the name of the shape.

5. Count the decorations on the roof and write the number in the box.

6. How many characters are on the house?

Extension task

What shapes are the door and the window?

Door _____

Window _____

How many shapes are used to build the house? _____

Now eat the gingerbread!

Happy Christmas