

# Pizza maths and English

## Teaching notes.

These resources were designed as a fun session for a group of non-writers. The aim was to revise counting, shapes, familiar words and upper and lowercase letters.

- Introduce the topic of Pizza, likes and dislikes.
- What shape is pizza? Draw a circle on the board.
- Ask round the class for suitable pizza toppings.
- List these, then hand out *Pizza toppings* (page 2).  
Learners to circle the first letter and write the whole word.
- In preparation for *Make a pizza* discuss the toppings and draw on your pizza. Use small pink squares for ham, brown circles for pepperoni, yellow triangles for pineapple, red lines for capsicum, ovals for olives, yellow lines for cheese etc. Discuss shapes.
- Learners to then create their own pizzas (page 3).
- Discuss numbers, sharing, etc. before learners complete pages 4- 5.



## preEntry mapping

Covers many aspects of the preEntry adult literacy and numeracy (Milestone 8) including:

### Reading

**Rw/M8.1** Recognise the letters of the alphabet by shape, name, sound.

**Rtc/M8.3** When working with texts which contain words, signs, symbols, images – communicate about persons, characters, events or images with which they have become familiar.

**Rw/M8.3** Recognise and read a growing repertoire of familiar words, signs and symbols they encounter in daily life.

### Writing

**Ww/M8.1** Write (a) using an appropriate grip (b) making many controlled letter shapes (c) using a conventional sequence of letters correctly from memory such as when writing their own names and other simple words which are well known to them.

### Number

**N1/M8.3** Count (a) reliably up to 5 items (b) with some inconsistencies, up to 10 items.

**N1/M8.5** When working with numerals from 0-10 (a) know their value (b) recognise the (c) use them (d) with some inconsistencies, record them.

**N1/M8.6** Relate numbers to collections of objects. (a) reliably to five (b) with support to 10.

# Pizza toppings

Name \_\_\_\_\_ Date \_\_\_\_\_



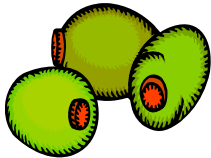
sauce

A C  
S E



pineapple

A N  
E P



olives

V O  
L S



anchovies

A C  
S V



mushrooms

R O  
M S



capsicum

M C  
S P



tomato

T O  
M A



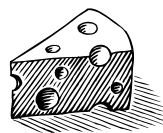
parsley

Y S  
E P



pepperoni

O P  
N I



cheese

C H  
E S



onion

O N  
I P

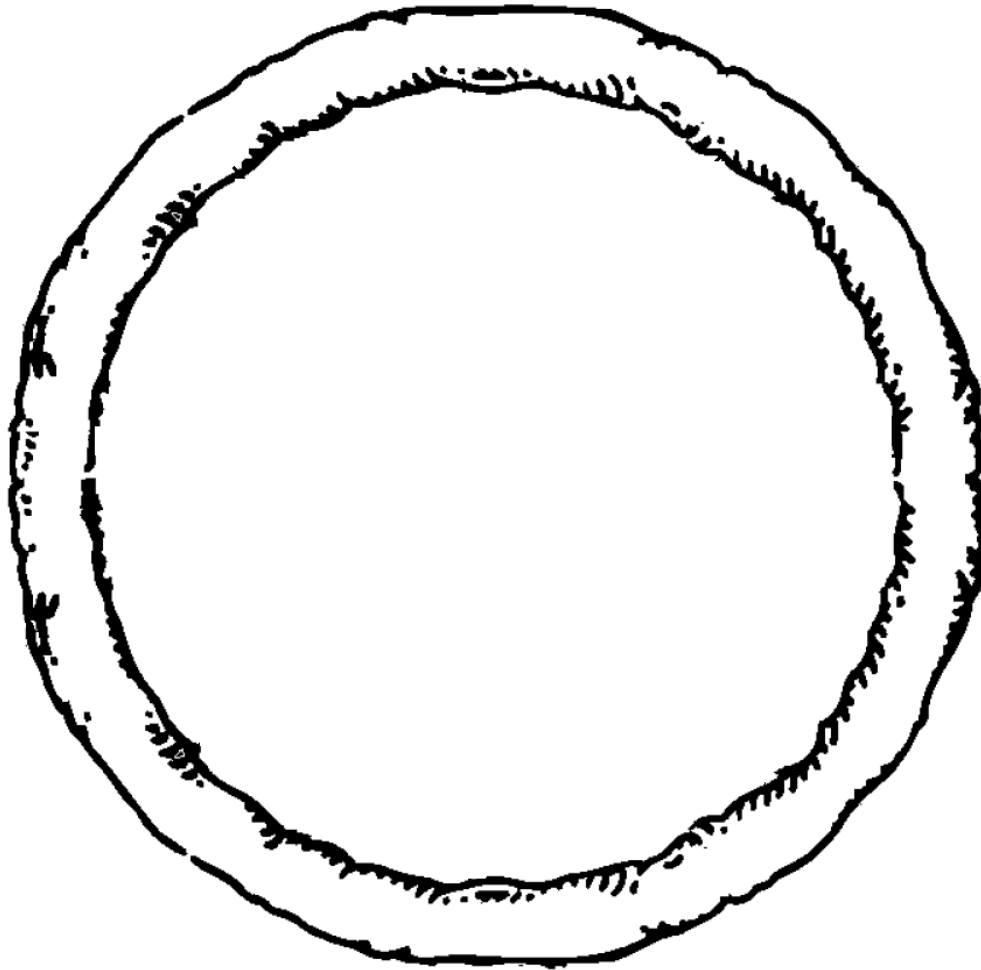


ham

M A  
H S

# Make a pizza

Name \_\_\_\_\_ Date \_\_\_\_\_



Which toppings will you put on your pizza?

.....

.....

.....







.....







# Pizza slices

Name \_\_\_\_\_ Date \_\_\_\_\_



How many slices?

	3	three
		
		
		
		
		

Colour 2 slices	
Colour 1 slice	
Colour 4 slices	
Colour 6 slices	
Colour 5 slices	
Colour 3 slices	

Draw 1 slice of pizza	
Draw 3 slices of pizza	
Draw 2 slices of pizza	
Draw 4 slices of pizza	
Draw 6 slices of pizza	
Draw 5 slices of pizza	

# Share your pizza

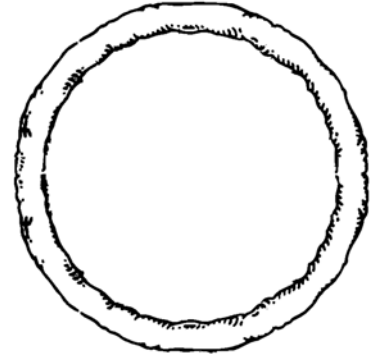
Name \_\_\_\_\_ Date \_\_\_\_\_



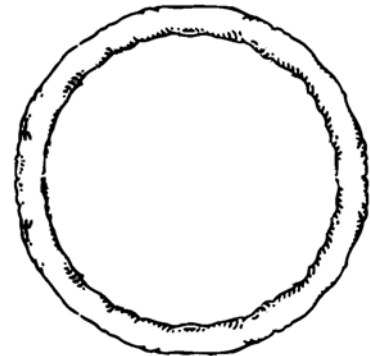
Pizza Wheel



Cut this pizza into  
2 pieces.



Cut this pizza into  
4 pieces



# Buon appetito!



Which country does pizza come from?

.....



Buon appetito!

