

## Word level games and activities for Milestone 8 - Entry 1 - Entry 2 Literacy and ESOL Colours | Clothes | Fruit

- Many of these resources were first used with a small group of learners in a Milestone 8 - Entry 1 – Entry 2 literacy class. They were designed to support (and be used with) Skills for Life learner materials and audio CDs, along with online resources available on our site.
- **Skills for Life learner materials.** Printed versions (and associated audio CDS) are currently available free to all institutions in England teaching adult literacy, numeracy or ESOL, or download from: [http://www.dfes.gov.uk/readwriteplus/Document\\_Bank](http://www.dfes.gov.uk/readwriteplus/Document_Bank)

Work on describing people (clothes and colours) can be found in Unit 1 of the Entry 1 literacy materials (Lost and Found, page 9-10). An audio description about 'the man who may have stolen the World Cup' can be found on track 4 of the accompanying CD.

Vocabulary work on shopping (including buying fruit and clothes) can be found in Units 3 (Shopping 1) and 9 (Shopping 2) of the Entry 1 ESOL materials.

- **For more links** to online activities such as hangman / matching games about fruit and clothes visit our related teaching tips pages at:

<http://www.skillsworkshop.org/cloze/describe-script.htm>

The page also has many illustrated key words and can be printed to make a useful reference sheet

- **On-line interactive cloze exercises, quizzes and writing frames** are also available on our site. These include:

<http://www.skillsworkshop.org/cloze/describe-fillin.htm>

<http://www.skillsworkshop.org/cloze/describe-quiz1.htm>

<http://www.skillsworkshop.org/cloze/describe-cloze1.htm>

<http://www.skillsworkshop.org/cloze/worldcup-quiz.htm>

To obtain editable Word versions of skillsworkshop.org resources please send teaching ideas or any adult basic skills resource that you would like to share to

[maggie@skillsworkshop.org](mailto:maggie@skillsworkshop.org)

**THANK YOU**

**Note:** *this resource was created in a publishing version of Vocabulary Worksheet Factory <http://www.schoolhousetech.com/> and is not available as a Word file.*

- **How to use these activities.** Please **do not** use these worksheets in isolation, only as part of a well-planned lesson. For example:

In individual work after a group session on the related texts in the Skills for Life materials.

For pre-Entry the matching games can be extended by using real photos of fruit and clothes, asking students to describe another student without mentioning their name, etc.

Project word searches and word shape sheets onto a whiteboard (or smartboard). Encourage students to circle or fill-in words on the board.

Enlarge on to A3 and ask students to work in pairs.

Model on whiteboard as above then encourage students to create their own word searches, crosswords, etc.

## Main Curriculum Links

\*Actual references will vary with learner group, and the way the resource is used. Further details on page 3.

### Literacy pre-Entry Milestone 8

Rw/M8.1 recognise the letters of the alphabet by shape, name, sound.

Rw/M8.3 recognise/read a growing repertoire of familiar • words • signs • symbols.

Ww/M8.1 write (a) using an appropriate grip (b) making many controlled letter shapes.

### Literacy - ESOL Entry 1

Rs/E1.1 read simple sentence structures

Rw/E1.1 possess a limited, meaningful sight vocabulary of words, signs and symbols

[Rw/E1.1a recognise a limited number of words, signs and symbols](#)

Rw/E1.2 decode simple regular words.

[Rw/E1.2a use knowledge of basic sound-letter correspondence to sound out unfamiliar words](#)

Rw/E1.3 recognise letters of the alphabet in both upper and lower case

Rw/E1.3a identify the letters of the alphabet in both upper and lower case

Ww/E1.1 spell correctly some personal key words and familiar words.

[Ww/E1.1c develop strategies to aid spelling](#)

Ww/E1.2 write letters of the alphabet using upper and lower case

[Ww/E1.2a form the letters of the alphabet using upper and lower case](#)

### Literacy – ESOL Entry 2

Rs/E2.2 use knowledge of simple sentence structure and word order to help decipher unfamiliar words and predict meaning.

Rs/E2.3 apply own life experience and knowledge to check out plausible meanings of a sentence as a whole when decoding unfamiliar words.

Rw/E2.2 recognise high-frequency words and words with common spelling patterns.

Rw/E2.3 use phonic and graphic knowledge to decode words

Rw/E2.4 use a simplified dictionary to find the meaning of unfamiliar words

Rw/E2.5 use initial letter to find and sequence words in alphabetical order

[Rw/2.5a sequence words using basic alphabetical ordering skills](#)

Ww/E2.1 spell correctly the majority of personal details and familiar common words

[Ww/E2.1a spell correctly the majority of personal details and familiar common words](#)

[Ww/E2.1b use their knowledge of sound-symbol relationships and phonological patterns \(e.g. consonant clusters and vowel phonemes\) to help work out correct spellings, as appropriate for the learner](#)

Ww/E2.2 produce legible text

• **Index and mapping to curriculum elements.**  
The table below gives an overview of the main elements covered.

Activity PDF page no. (red = answer key)	Subject & level	Sentence Focus		Word Focus										
		Reading		Reading		Writing								
4 Colours Alphabetical order (help strip)	M8 lit	1	1	2	3	1	2	3						
	E1 lit	1	1	2	3	1	1	2						
6 Colours Alphabetical order (no help)	E1 esol	1a	1b	2a	3a	3b	1a	1b	1c	2a	2b			
	E2 lit	1	2	3	4	1	2	3	4	5	1	2		
5 Colours Alphabetical order (no help)	E2 esol	1a	1b	1c	1d	1a	2a	3a	4a	5a	1a	1c	1b	2a
	M8 lit	1	1	2	3	1	2	3	1	2	2	3		
7 Colours Alphabetical order (help strip)	E1 lit	1	1	2	3	1	2	3	1	2	2	3		
	E1 esol	1a	1b	2a	3a	3b	1a	1b	1c	2a	2b	-		
9 Colours Alphabetical order (no help)	E2 lit	1	2	3	4	1	2	3	4	5	1	2	3	
	E2 esol	1a	1b	1c	1d	1a	2a	3a	4a	5a	1a	1c	1b	2a
8 Colours Alphabetical order (no help)	M8 lit	1	1	2	3	1	2	3	1	2	2	3		
	E1 lit	1	1	2	3	1	2	3	1	2	2	3		
10 Colours Missing vowels	E1 esol	1a	1b	2a	3a	3b	1a	1b	1c	2a	2b	-		
	E2 lit	1	2	3	4	1	2	3	4	5	1	2	3	
12 Colours Missing vowels	E2 esol	1a	1b	1c	1d	1a	2a	3a	4a	5a	1a	1c	1b	2a
	M8 lit	1	1	2	3	1	2	3	1	2	2	3		
14 Colours and Clothes Matching	E1 lit	1	1	2	3	1	2	3	1	2	2	3		
	E1 esol	1a	1b	2a	3a	3b	1a	1b	1c	2a	2b	-		
16 Colours Word Fill (with word bank)	E2 lit	1	2	3	4	1	2	3	4	5	1	2	3	
	E2 esol	1a	1b	1c	1d	1a	2a	3a	4a	5a	1a	1c	1b	2a
18 Spelling Colours Word Fill (no help)	M8 lit	1	1	2	3	1	2	3	1	2	2	3		
	E1 lit	1	1	2	3	1	2	3	1	2	2	3		
20 Colours Word Search	E1 esol	1a	1b	2a	3a	3b	1a	1b	1c	2a	2b	-		
	E2 lit	1	1	2	4	1	2	3	4	5	1	2	3	

These resources were produced using Vocabulary Worksheet Factory Version 3 (publishing version). Visit their web site at: <http://www.schoolhousestech.com/>

• **Producing your own word games and activities.**

Activity PDF page no. (red = answer key)	Subject & level	Sentence Focus		Word Focus										
		Reading		Reading		Writing								
22 Clothes Word Fill (with word bank)	M8 lit	1	1	2	3	1	2	3						
	E1 lit	1	1	2	3	1	1	2						
23 Colours Word Fill (with word bank)	E1 esol	1a	1b	2a	3a	3b	1a	1b	1c	2a	2b			
	E2 lit	1	2	3	4	1	2	3	4	5	1	2		
24 Spelling Clothes Word Fill (no help)	E2 esol	1a	1b	1c	1d	1a	2a	3a	4a	5a	1a	1c	1b	2a
	M8 lit	1	1	2	3	1	2	3	1	2	2	3		
25 Colours Word Fill (no help)	E1 lit	1	1	2	3	1	2	3	1	2	2	3		
	E1 esol	1a	1b	2a	3a	3b	1a	1b	1c	2a	2b	-		
26 Colours Word Search	E2 lit	1	2	3	4	1	2	3	4	5	1	2	3	
	E2 esol	1a	1b	1c	1d	1a	2a	3a	4a	5a	1a	1c	1b	2a
28 Colours and Fruit Matching	M8 lit	1	1	2	3	1	2	3	1	2	2	3		
	E1 lit	1	1	2	3	1	2	3	1	2	2	3		
29 Fruit Word Shapes	E1 esol	1a	1b	2a	3a	3b	1a	1b	1c	2a	2b	-		
	E2 lit	1	2	3	4	1	2	3	4	5	1	2	3	
30 Fruit Word Shapes	E2 esol	1a	1b	1c	1d	1a	2a	3a	4a	5a	1a	1c	1b	2a
	M8 lit	1	1	2	3	1	2	3	1	2	2	3		
32 Colours Word Shapes	E1 lit	1	1	2	3	1	2	3	1	2	2	3		
	E1 esol	1a	1b	2a	3a	3b	1a	1b	1c	2a	2b	-		
34 Fruit Crossword	E2 lit	1	2	3	4	1	2	3	4	5	1	2	3	
	E2 esol	1a	1b	1c	1d	1a	2a	3a	4a	5a	1a	1c	1b	2a
36 Colours and Clothes Crossword	M8 lit	1	1	2	3	1	2	3	1	2	2	3		
	E1 lit	1	1	2	3	1	2	3	1	2	2	3		
38 Colours and Clothes Crossword (with word bank)	E1 esol	1a	1b	2a	3a	3b	1a	1b	1c	2a	2b	-		
	E2 lit	1	2	3	4	1	2	3	4	5	1	2	3	
40 Colours, Fruits, Clothes, (4 sheets) Upper / lower case letters	E2 esol	1a	1b	1c	1d	1a	2a	3a	4a	5a	1a	1c	1b	2a
	M8 lit	1	1	2	3	1	2	3	1	2	2	3		
41 Colours, Fruits, Clothes, (4 sheets) Upper / lower case letters	E1 lit	1	1	2	3	1	2	3	1	2	2	3		
	E1 esol	1a	1b	2a	3a	3b	1a	1b	1c	2a	2b	-		
42 Colours Word Search	E2 lit	1	1	2	4	1	2	3	4	5	1	2	3	
	E2 esol	1a	1a	2a	1a	2a	3a	4a	5a	1a	1c	1b	2a	

Name: \_\_\_\_\_ Date: \_\_\_\_\_



# Colours

## Alphabetical order

Download this document from <http://www.skillsworkshop.org/>  
Use with Skills for Life Entry 1 learner materials: Literacy Unit 1 - Lost and Found, ESOL Unit 9 - Shopping 2.

Look at the word bank.  
All the words are colours.  
Put them in alphabetical order.

A	B	C	D	E	F	G	H	I	J	K	L	M	N	O	P	Q	R	S	T	U	V	W	X	Y	Z
a	b	c	d	e	f	g	h	i	j	k	l	m	n	o	p	q	r	s	t	u	v	w	x	y	z

1. \_\_\_\_\_
2. \_\_\_\_\_
3. \_\_\_\_\_
4. \_\_\_\_\_
5. \_\_\_\_\_
6. \_\_\_\_\_
7. \_\_\_\_\_
8. \_\_\_\_\_

red	white
yellow	orange
blue	green
pink	cream

Name: \_\_\_\_\_ Date: \_\_\_\_\_



# Colours

## Alphabetical order

Download this document from <http://www.skillsworkshop.org/>  
Use with Skills for Life Entry 1 learner materials: Literacy Unit 1 - Lost and Found, ESOL Unit 9 - Shopping 2.

Look at the word bank.  
All the words are colours.  
Put them in alphabetical order.

1. \_\_\_\_\_
2. \_\_\_\_\_
3. \_\_\_\_\_
4. \_\_\_\_\_
5. \_\_\_\_\_
6. \_\_\_\_\_
7. \_\_\_\_\_
8. \_\_\_\_\_

orange	pink
blue	red
green	yellow
cream	white

## Answer sheet: E1 & E2 colours worksheets.

# Colours

## Alphabetical order



Download this document from <http://www.skillsworkshop.org/>

Colours listed in alphabetical order.

1. blue \_\_\_\_\_
2. cream \_\_\_\_\_
3. green \_\_\_\_\_
4. orange \_\_\_\_\_
5. pink \_\_\_\_\_
6. red \_\_\_\_\_
7. white \_\_\_\_\_
8. yellow \_\_\_\_\_

orange  
blue  
green  
cream

pink  
red  
yellow  
white

Name: \_\_\_\_\_ Date: \_\_\_\_\_



# Clothes

## Alphabetical order

Download this document from <http://www.skillsworkshop.org/>  
Use with Skills for Life Entry 1 learner materials: Literacy Unit 1 - Lost & Found,  
ESOL Unit 9 - Shopping 2.

Look at the word bank.  
All the words are clothes.  
Put them in alphabetical order.

A	B	C	D	E	F	G	H	I	J	K	L	M	N	O	P	Q	R	S	T	U	V	W	X	Y	Z
a	b	c	d	e	f	g	h	i	j	k	l	m	n	o	p	q	r	s	t	u	v	w	x	y	z

1. \_\_\_\_\_
2. \_\_\_\_\_
3. \_\_\_\_\_
4. \_\_\_\_\_
5. \_\_\_\_\_
6. \_\_\_\_\_
7. \_\_\_\_\_
8. \_\_\_\_\_
9. \_\_\_\_\_
10. \_\_\_\_\_

tie	shirt
pants	blouse
coat	gloves
dress	hat
jacket	vest

Name: \_\_\_\_\_ Date: \_\_\_\_\_



# Clothes

## Alphabetical order

Download this document from <http://www.skillsworkshop.org/>  
Use with Skills for Life Entry 1 learner materials: Literacy Unit 1 - Lost and Found, ESOL Unit 9 - Shopping 2.

Look at the word bank.  
All the words are clothes.  
Put them in alphabetical order.

1. \_\_\_\_\_
2. \_\_\_\_\_
3. \_\_\_\_\_
4. \_\_\_\_\_
5. \_\_\_\_\_
6. \_\_\_\_\_
7. \_\_\_\_\_
8. \_\_\_\_\_
9. \_\_\_\_\_
10. \_\_\_\_\_

blouse	coat
hat	shirt
jacket	vest
tie	gloves
dress	pants



## Answer sheet: E1 & E2 clothes worksheets.

# Clothes

## Alphabetical order



Download this document from <http://www.skillsworkshop.org/>

Clothes listed in alphabetical order.

1. blouse

2. coat

3. dress

4. gloves

5. hat

6. jacket

7. pants

8. shirt

9. tie

10. vest

tie

pants

coat

dress

jacket

shirt

blouse

gloves

hat

vest

Name: \_\_\_\_\_ Date: \_\_\_\_\_



# Colours

## Missing letters

Download this document from <http://www.skillsworkshop.org/>

Use with Skills for Life Entry 1 learner materials: Literacy Unit 1 - Lost and Found, ESOL Unit 9 - Shopping 2.

All the words are colours.

The missing letters are all vowels.

Fill in the missing letters, then write the whole word on the line.

1. br \_ wn \_\_\_\_\_ 6. bl \_ \_ \_\_\_\_\_

2. p \_ rpl \_ \_\_\_\_\_ 7. \_ r \_ ng \_ \_\_\_\_\_

3. p \_ nk \_\_\_\_\_ 8. wh \_ t \_ \_\_\_\_\_

4. r \_ d \_\_\_\_\_ 9. gr \_ \_ n \_\_\_\_\_

5. bl \_ ck \_\_\_\_\_ 10. y \_ ll \_ w \_\_\_\_\_

A a E e I i O o U u

Name: \_\_\_\_\_

Date: \_\_\_\_\_

# Colours

## Missing letters



Download this document from <http://www.skillsworkshop.org/>

1. br \_ wn **brown** \_\_\_\_\_

6. bl \_ \_ **blue** \_\_\_\_\_

2. p \_ rpl \_ **purple** \_\_\_\_\_

7. \_ r \_ ng \_ **orange** \_\_\_\_\_

3. p \_ nk **pink** \_\_\_\_\_

8. wh \_ t \_ **white** \_\_\_\_\_

4. r \_ d **red** \_\_\_\_\_

9. gr \_ \_ n **green** \_\_\_\_\_

5. bl \_ ck **black** \_\_\_\_\_

10. y \_ ll \_ w **yellow** \_\_\_\_\_

Name: \_\_\_\_\_ Date: \_\_\_\_\_

# Clothes

## Missing letters



Download this document from <http://www.skillsworkshop.org/>

Use with Skills for Life Entry 1 learner materials: Literacy Unit 1 - Lost and Found, ESOL Unit 9 - Shopping 2.

All the words are clothes.

The missing letters are all vowels.

Fill them in, then write the whole word.

A a E e I i O o U u

1. j \_ mp \_ r \_\_\_\_\_ 7. j \_ ck \_ t \_\_\_\_\_

2. s \_ \_ t \_\_\_\_\_ 8. bl \_ \_ s \_ \_\_\_\_\_

3. sk \_ rt \_\_\_\_\_ 9. sh \_ \_ s \_\_\_\_\_

4. sh \_ rt \_\_\_\_\_ 10. h \_ t \_\_\_\_\_

5. dr \_ ss \_\_\_\_\_ 11. tr \_ \_ n \_ rs \_\_\_\_\_

6. tr \_ \_ s \_ rs \_\_\_\_\_ 12. t \_ \_ \_\_\_\_\_

---

# Clothes

## Missing letters

---



Download this document from <http://www.skillsworkshop.org/>

1. j \_ mp \_ r jumper

7. j \_ ck \_ t jacket

2. s \_ \_ t suit

8. bl \_ \_ s \_ blouse

3. sk \_ rt skirt

9. sh \_ \_ s shoes

4. sh \_ rt shirt

10. h \_ t hat

5. dr \_ ss dress

11. tr \_ \_ n \_ rs trainers

6. tr \_ \_ s \_ rs trousers

12. t \_ \_ tie

Name: \_\_\_\_\_

Date: \_\_\_\_\_

# Colours and Clothes

Download this document from <http://www.skillsworkshop.org/>  
Use with Skills for Life Entry 1 learner materials: Literacy Unit 1 - Lost and Found, ESOL Unit 9 - Shopping 2.

Write the correct letter on the line.

Match the words by joining the dots.

1. red \_\_\_\_\_ .

2. pink \_\_\_\_\_ .

3. brown \_\_\_\_\_ .

4. yellow \_\_\_\_\_ .

5. green \_\_\_\_\_ .

6. blue \_\_\_\_\_ .

7. white \_\_\_\_\_ .

8. black \_\_\_\_\_ .



A



B



C



D

- suit
- shoes
- dress
- trousers
- jacket
- skirt
- hair
- trainers

Name: \_\_\_\_\_

Date: \_\_\_\_\_

# Colours and Clothes

Download this document from <http://www.skillsworkshop.org/>  
Use with Skills for Life Entry 1 learner materials: Literacy Unit 1 - Lost and Found, ESOL Unit 9 - Shopping 2.

Write the correct letter on the line.

Match the words by joining the dots.

1. red red hair (D)

2. pink pink dress (C)

3. brown brown jacket (D)

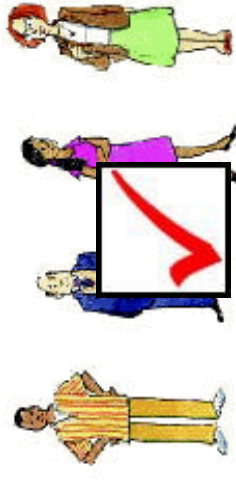
4. yellow yellow trousers (A)

5. green green skirt (D)

6. blue blue suit (B)

7. white white trainers (A)

8. black black shoes (B or C)



A

B

C

D

suit

shoes

dress

trousers

jacket

skirt

hair

trainers

Name: \_\_\_\_\_

Date: \_\_\_\_\_



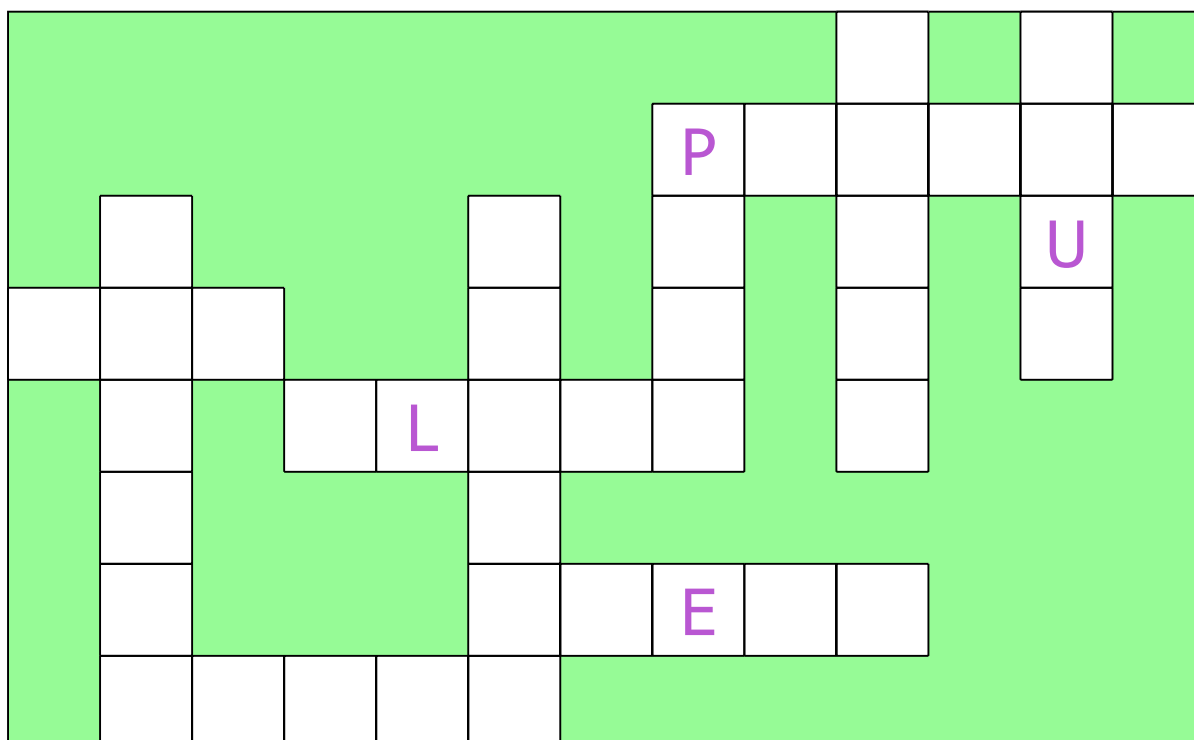
# Colours Word Fill

Download this document from <http://www.skillsworkshop.org/>  
Use with Skills for Life Entry 1 learner materials: Literacy Unit 1 - Lost and Found, ESOL Unit 9 - Shopping 2.

All the words are colours.

Look at the word bank.

Fill in the words.



### 3 letters

red

### 4 letters

pink

blue

### 5 letters

green

brown

black

white

### 6 letters

yellow

orange

purple



Name: \_\_\_\_\_

Date: \_\_\_\_\_

# Colours Word Fill

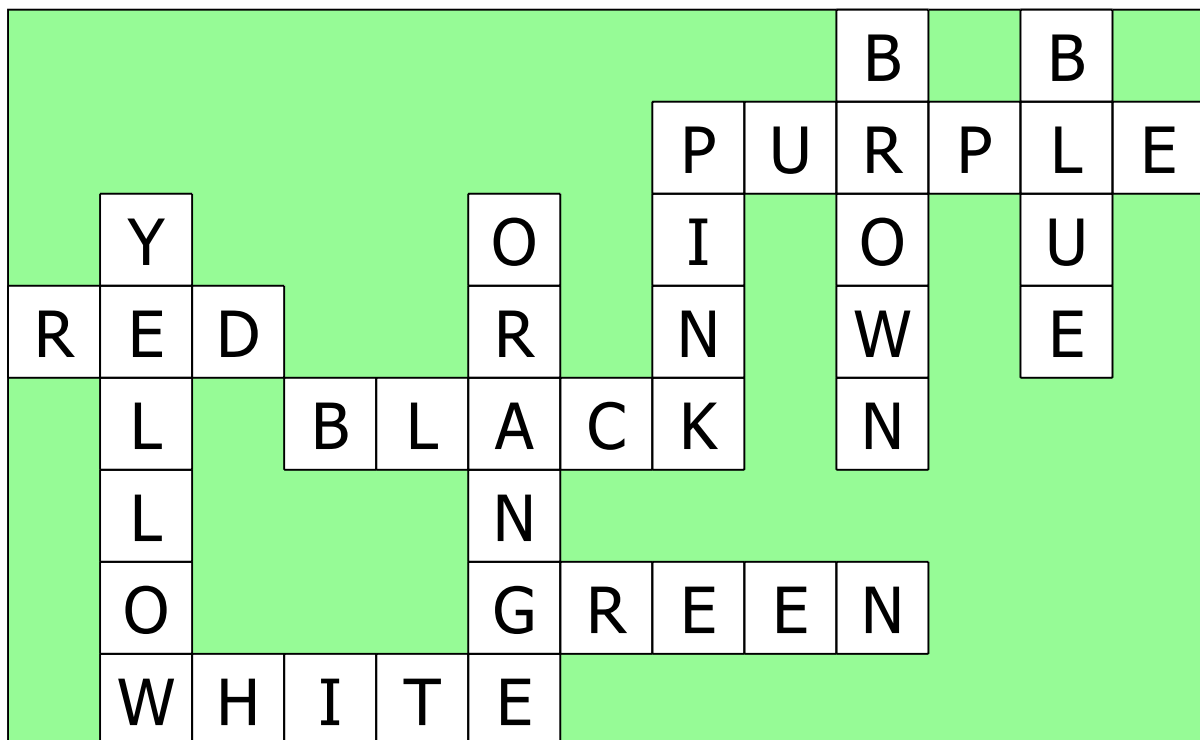


Download this document from <http://www.skillsworkshop.org/>  
Use with Skills for Life Entry 1 learner materials: Literacy Unit 1 - Lost and Found, ESOL Unit 9 - Shopping 2.

All the words are colours.

Look at the word bank.

Fill in the words.



### 3 letters

red

### 4 letters

pink

blue

### 5 letters

green

brown

black

white

### 6 letters

yellow

orange

purple



Name: \_\_\_\_\_

Date: \_\_\_\_\_

# Spelling Colours

## Word Fill



Download this document from <http://www.skillsworkshop.org/>  
Use with Skills for Life Entry 1 learner materials: Literacy Unit 1 - Lost and Found, ESOL Unit 9 - Shopping 2.

All the words are colours.  
Fill in the missing letters.

			y				p			
		r	e	d			u			
			l			b	r	o	w	n
			l				p			
			o				l			
			w	h	i	t	e			
o							n			
r		b	l	a	c	k				
a		l								
n		u								
g	r	e	e	n						
e										

Name: \_\_\_\_\_ Date: \_\_\_\_\_



# Colours Word Search

Download this document from <http://www.skillsworkshop.org/>  
Use with Skills for Life Entry 1 learner materials: Literacy Unit 1 - Lost and Found,  
ESOL Unit 9 - Shopping 2.

Look at the word bank.  
Find the hidden words.

u	b	r	o	w	n	p	s	w	t
m	i	v	j	b	l	u	e	h	b
t	o	c	v	w	v	r	t	i	q
g	r	e	e	n	k	p	m	t	c
p	a	v	k	g	a	l	w	e	e
i	n	m	r	e	d	e	o	s	q
n	g	i	s	y	e	l	l	o	w
k	e	g	a	l	b	l	a	c	k

black	brown	orange	purple	white
blue	green	pink	red	yellow

Name: \_\_\_\_\_ Date: \_\_\_\_\_

# Colours Word Search



Download this document from <http://www.skillsworkshop.org/>  
Use with Skills for Life Entry 1 learner materials: Literacy Unit 1 - Lost and Found,  
ESOL Unit 9 - Shopping 2.

Look at the word bank.  
Find the hidden words.

u	b	r	o	w	n	p	s	w	t
m	i	v	j	b	l	u	e	h	b
t	o	c	v	w	v	r	t	i	q
g	r	e	e	n	k	p	m	t	c
p	a	v	k	g	a	l	w	e	e
i	n	m	r	e	d	e	o	s	q
n	g	i	s	y	e	l	l	o	w
k	e	g	a	l	b	l	a	c	k

black	brown	orange	purple	white
blue	green	pink	red	yellow

Name: \_\_\_\_\_ Date: \_\_\_\_\_

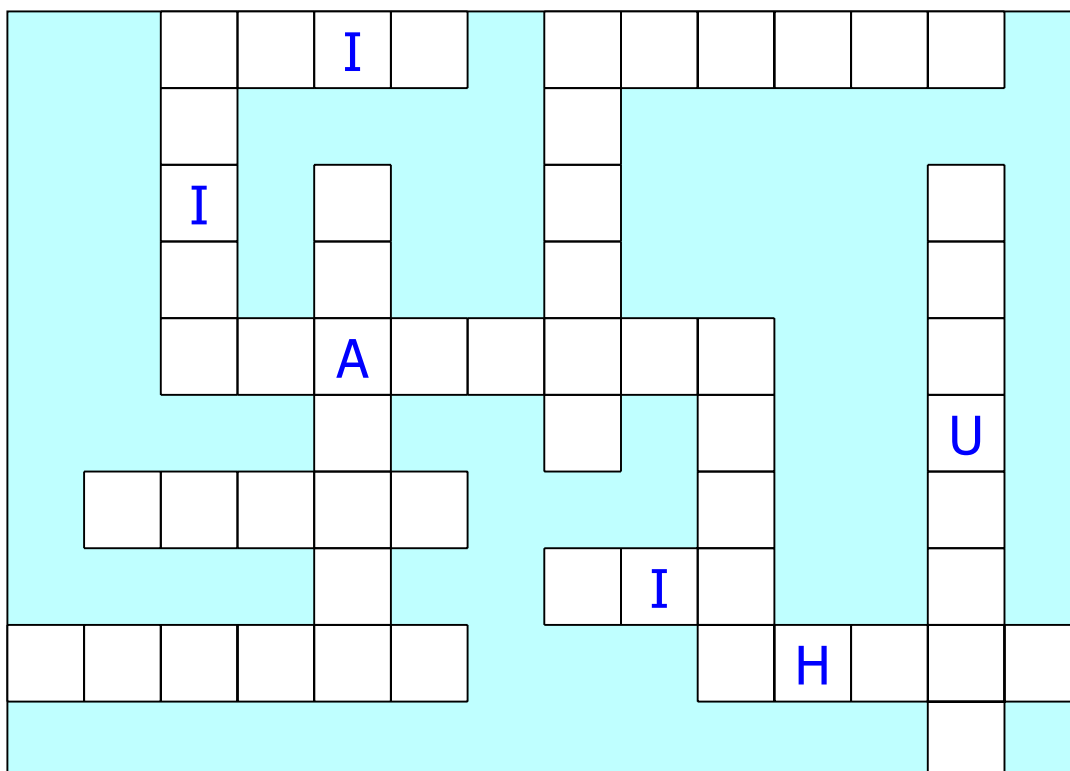


# Clothes Word Fill

Download this document from <http://www.skillsworkshop.org/>  
Use with Skills for Life Entry 1 learner materials: Literacy Unit 1 - Lost and Found,  
ESOL Unit 9 - Shopping 2.

Look at the word bank.

Fill in the words.



<b>3 letters</b> tie	dress shirt shoes	<b>7 letters</b> glasses
<b>4 letters</b> suit	<b>6 letters</b> jacket	<b>8 letters</b> trousers trainers
<b>5 letters</b> skirt	jumper blouse	

Name: \_\_\_\_\_ Date: \_\_\_\_\_

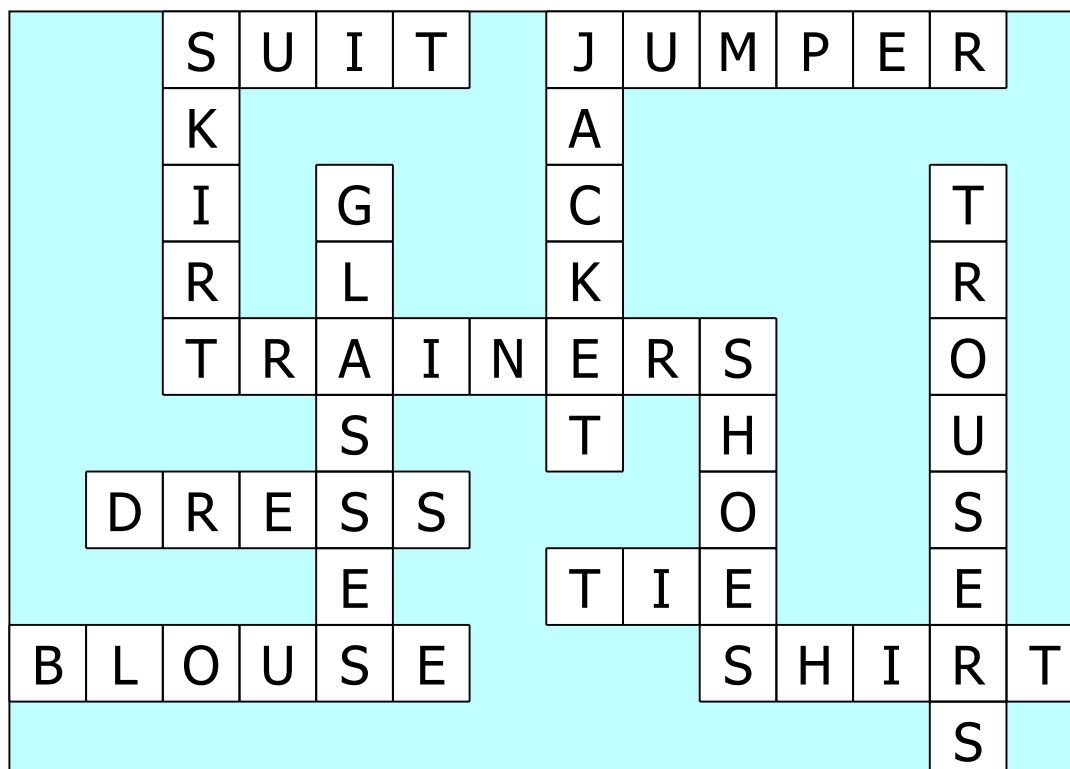
# Clothes Word Fill



Download this document from <http://www.skillsworkshop.org/>  
Use with Skills for Life Entry 1 learner materials: Literacy Unit 1 - Lost and Found,  
ESOL Unit 9 - Shopping 2.

Look at the word bank.

Fill in the words.



**3 letters**

tie

dress

shirt

shoes

**7 letters**

glasses

**4 letters**

suit

**6 letters**

jacket

**8 letters**

trousers

trainers

**5 letters**

skirt

jumper

blouse







Name: \_\_\_\_\_ Date: \_\_\_\_\_



# Clothes Word Search

Download this document from <http://www.skillsworkshop.org/>  
Use with Skills for Life Entry 1 learner materials: Literacy Unit 1 - Lost and Found,  
ESOL Unit 9 - Shopping 2.

Look at the word bank.  
Find the hidden words.

t	b	l	o	u	s	e	s	r	r
r	g	t	i	e	s	h	i	r	t
o	l	d	q	u	d	r	e	s	s
u	a	g	y	s	h	o	e	s	r
s	s	t	r	a	i	n	e	r	s
e	s	k	i	r	t	s	u	i	t
r	e	p	j	a	c	k	e	t	y
s	s	m	j	j	u	m	p	e	r

blouse	jacket	shoes	tie
dress	jumper	skirt	trainers
glasses	shirt	suit	trousers

Name: \_\_\_\_\_ Date: \_\_\_\_\_

# Clothes Word Search



Download this document from <http://www.skillsworkshop.org/>  
Use with Skills for Life Entry 1 learner materials: Literacy Unit 1 - Lost and Found,  
ESOL Unit 9 - Shopping.

Look at the word bank.  
Find the hidden words.

t	b	l	o	u	s	e	s	r	r
r	g	t	i	e	s	h	i	r	t
o	l	d	q	u	d	r	e	s	s
u	a	g	y	s	h	o	e	s	r
s	s	t	r	a	i	n	e	r	s
e	s	k	i	r	t	s	u	i	t
r	e	p	j	a	c	k	e	t	y
s	s	m	j	j	u	m	p	e	r

- |         |        |       |          |
|---------|--------|-------|----------|
| blouse  | jacket | shoes | tie      |
| dress   | jumper | skirt | trainers |
| glasses | shirt  | suit  | trousers |

Name: \_\_\_\_\_

Date: \_\_\_\_\_

# Colours and Fruit

Download this document from <http://www.skillsworkshop.org/>

Use with Skills for Life Entry 1 learner materials: Literacy Unit 1 - Lost and Found, ESOL Unit 3 - Shopping 1, Unit 9 - Shopping 2.



Look at the picture.

Look at the beginning of each word. This will help you.

Write the name of the fruit next to its colour.

Match the words by joining the dots.

1. red \_\_\_\_\_ •
2. orange \_\_\_\_\_ •
3. green \_\_\_\_\_ •
4. blue \_\_\_\_\_ •
5. pink \_\_\_\_\_ •
6. purple \_\_\_\_\_ •
7. yellow \_\_\_\_\_ •
8. white \_\_\_\_\_ •

- coconut
- watermelon
- apple
- pear
- orange
- blueberries
- lemon
- grapes

Name: \_\_\_\_\_

Date: \_\_\_\_\_



# Colours and Fruit

Download this document from <http://www.skillsworkshop.org/>  
Use with Skills for Life Entry 1 learner materials: Literacy Unit 1 - Lost and Found, ESOL Unit 3 - Shopping 1, Unit 9 - Shopping 2.

Look at the picture.  
Look at the beginning of each word. This will help you.  
Write the name of the fruit next to its colour.  
Match the words by joining the dots.

1. red	<u>red</u>	apple	coconut
2. orange	<u>orange</u>	orange	watermelon
3. green	<u>green</u>	pear	apple
4. blue	<u>blue</u>	blueberries	pear
5. pink	<u>pink</u>	lemon	orange
6. purple	<u>purple</u>	grapes	blueberries
7. yellow	<u>yellow</u>		lemon
8. white	<u>white</u>		grapes

Name: \_\_\_\_\_ Date: \_\_\_\_\_

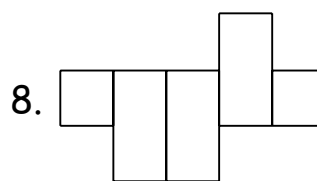
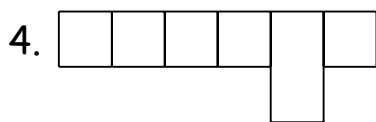
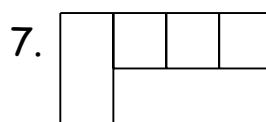
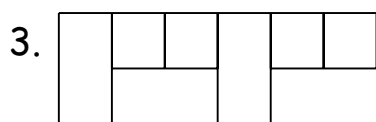
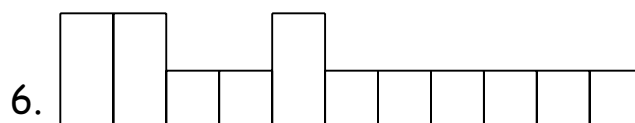
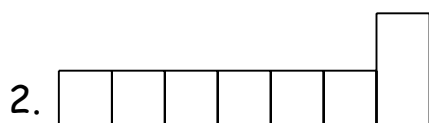
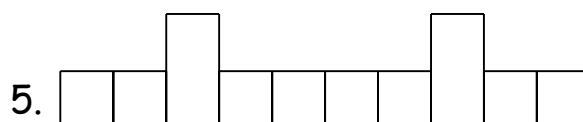
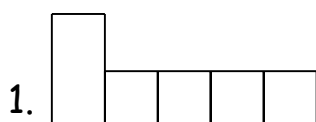
# Fruit

## Word Shapes



Download this document at <http://www.skillsworkshop.org/>  
To be used with Skills for Life learner materials, ESOL Unit 3 - Shopping 1.

Look at the picture.  
Look at the word bank.  
Put the words in the shapes.



apple  
blueberries  
coconut  
grapes

lemon  
orange  
pear  
watermelon

Name: \_\_\_\_\_ Date: \_\_\_\_\_

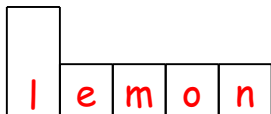
# Fruit


## Word Shapes

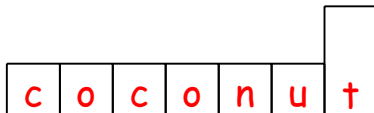


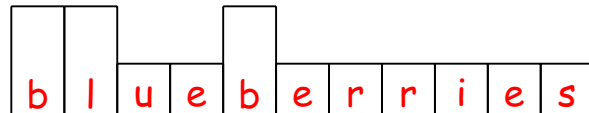
Download this document at <http://www.skillsworkshop.org/>  
To be used with Skills for Life learner materials, ESOL Unit 3 - Shopping 1.

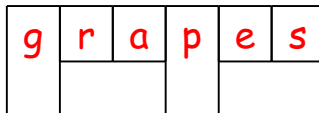
Look at the picture.  
Look at the word bank.  
Put the words in the shapes.

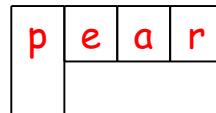
1.  1. l e m o n

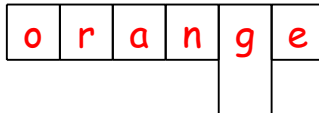
5.  5. w a t e r m e l o n

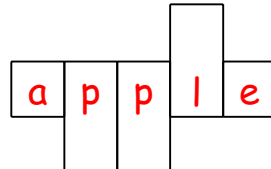
2.  2. c o c o n u t

6.  6. b l u e b e r r i e s

3.  3. g r a p e s

7.  7. p e a r

4.  4. o r a n g e

8.  8. a p p l e

apple	lemon
blueberries	orange
coconut	pear
grapes	watermelon

Name: \_\_\_\_\_ Date: \_\_\_\_\_

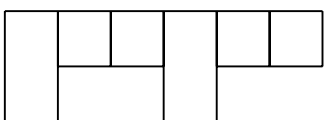
# Clothes

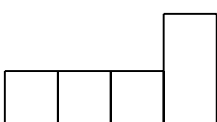
## Word Shapes

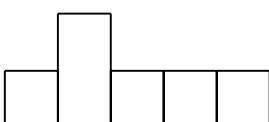


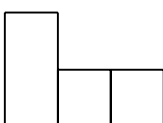
Download this document from <http://www.skillsworkshop.org/>  
Use with Skills for Life Entry 1 learner materials such as Literacy Unit 1  
- Lost and Found, ESOL Unit 9 - Shopping 2.

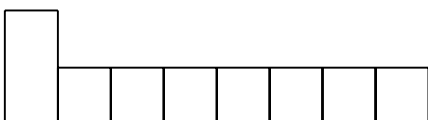
Look at the word bank.  
Put the words in the shapes.

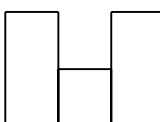
1. 

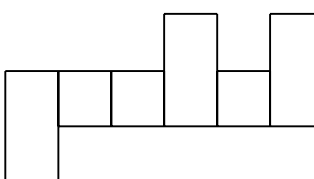
2. 


3. 

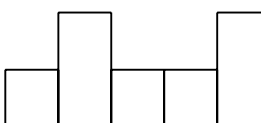
4. 

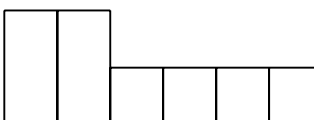
5. 

6. 

7. 

8. 

9. 

10. 

blouse  
dress

hat  
jacket

jumper  
shoes

skirt  
suit

tie  
trousers



Name: \_\_\_\_\_ Date: \_\_\_\_\_

# Clothes

## Word Shapes



Download this document from <http://www.skillsworkshop.org/>  
Use with Skills for Life Entry 1 learner materials such as Literacy Unit 1  
- Lost and Found, ESOL Unit 9 - Shopping 2.

Look at the word bank.  
Put the words in the shapes.

1. 

j	u	m	p	e	r

6. 

h	a	t

2. 

s	u	i	t	

7. 

j	a	c	k	e	t	

3. 

s	h	e	e	s

8. 

d	r	e	s	s

4. 

t	i	e

9. 

s	k	i	r	t

5. 

t	r	o	u	s	e	r	s	

10. 

b	l	o	u	s	e

blouse	hat	jumper	skirt	tie
dress	jacket	shoes	suit	trousers





Name: \_\_\_\_\_

Date: \_\_\_\_\_

# Colours and Clothes

## Crossword




Download this document from <http://www.skillsworkshop.org/>  
Use with Skills for Life Entry 1 learner materials: Literacy Unit 1 - Lost and Found, ESOL Unit 9 - Shopping 2.

Look at the pictures.

Read the clues.

All the answers are clothes or colours.

You can use a dictionary.



### Across

3. What colour is the man's suit?
4. All the people are wearing these on their feet.
5. A woman is wearing a brown one.
7. One of the men has \_\_\_\_\_ trousers.

### Down

1. A woman is wearing a pink one.
2. What colour is the woman's skirt?
3. The woman in the pink dress has \_\_\_\_\_ hair.
6. The man with the suit is wearing a \_\_\_\_.

Name: \_\_\_\_\_

Date: \_\_\_\_\_

# Colours and Clothes

## Crossword



Download this document from <http://www.skillsworkshop.org/>

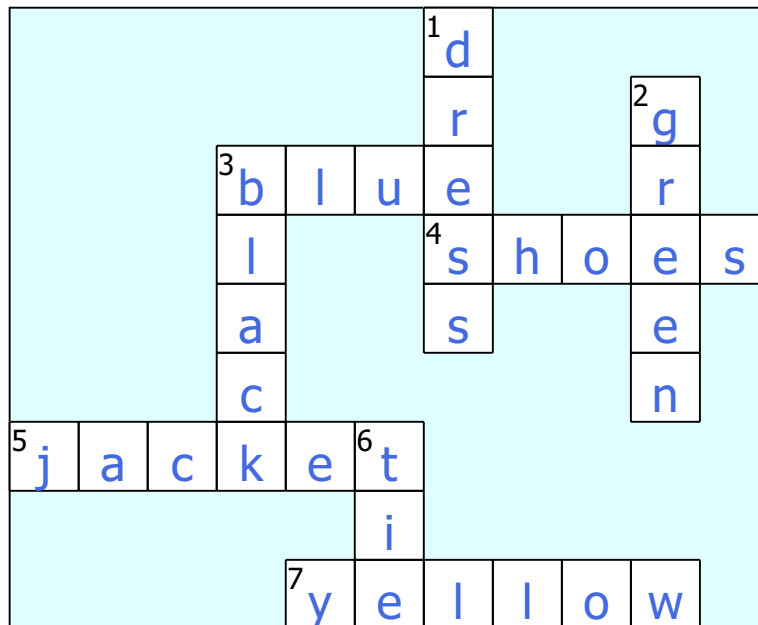
Use with Skills for Life Entry 1 learner materials: Literacy Unit 1 - Lost and Found, ESOL Unit 9 - Shopping 2.

Look at the pictures.

Read the clues.

All the answers are clothes or colours.

You can use a dictionary.



### Across

3. What colour is the man's suit?
4. All the people are wearing these on their feet.
5. A woman is wearing a brown one.
7. One of the men has \_\_\_\_\_ trousers.

### Down

1. A woman is wearing a pink one.
2. What colour is the woman's skirt?
3. The woman in the pink dress has \_\_\_\_\_ hair.
6. The man with the suit is wearing a \_\_\_\_.

Name: \_\_\_\_\_

Date: \_\_\_\_\_

# Colours and Clothes

## Crossword




Download this document from <http://www.skillsworkshop.org/>  
Use with Skills for Life Entry 1 learner materials: Literacy Unit 1 - Lost and Found, ESOL Unit 9 - Shopping 2.

Learn the words in the word bank.

Look at the pictures. Read the clues.

All the answers are clothes or colours.

You can use a dictionary.



### Across

3. What colour is the man's suit?
4. All the people are wearing these on their feet.
5. A woman is wearing a brown one.
7. One of the men has \_\_\_\_\_ trousers.

### Down

1. A woman is wearing a pink one.
2. What colour is the woman's skirt?
3. The woman in the pink dress has \_\_\_\_\_ hair.
6. The man with the suit is wearing a \_\_\_\_.

woman	man	men	people
wearing	colour	one	hair

Name: \_\_\_\_\_

Date: \_\_\_\_\_

# Colours and Clothes

## Crossword



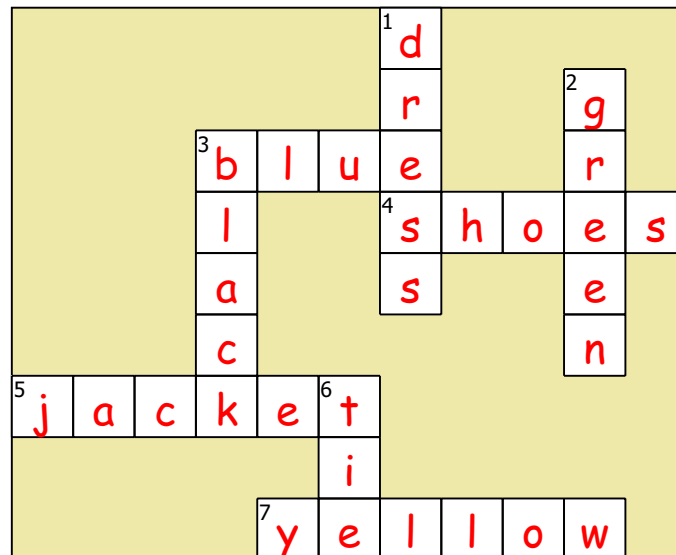
Download this document from <http://www.skillsworkshop.org/>  
Use with Skills for Life Entry 1 learner materials: Literacy Unit 1 - Lost and Found, ESOL Unit 9 - Shopping 2.

Learn the words in the word bank.

Look at the pictures. Read the clues.

All the answers are clothes or colours.

You can use a dictionary.



### Across

3. What colour is the man's suit?
4. All the people are wearing these on their feet.
5. A woman is wearing a brown one.
7. One of the men has \_\_\_\_\_ trousers.

### Down

1. A woman is wearing a pink one.
2. What colour is the woman's skirt?
3. The woman in the pink dress has \_\_\_\_\_ hair.
6. The man with the suit is wearing a \_\_\_\_.

wearing	woman	man	men	people
	colour	one	hair	

Name: \_\_\_\_\_ Date: \_\_\_\_\_

# Colours and Fruits

## Upper and lower case letters



Download this document from <http://www.skillsworkshop.org/>  
Use with Skills for Life Entry 1 learner materials such as ESOL Unit 9 - Shopping 2.

Look at the picture.  
Look at the word bank. Fold it over.  
Write the words in lower case.

PURPLE GRAPES \_\_\_\_\_

GREEN PEAR \_\_\_\_\_

BLUE BLUEBERRIES \_\_\_\_\_

WHITE COCONUT \_\_\_\_\_

ORANGE ORANGE \_\_\_\_\_

PINK WATERMELON \_\_\_\_\_

RED APPLE \_\_\_\_\_

YELLOW LEMONS \_\_\_\_\_

blue blueberries  
green pear  
orange orange  
pink watermelon

purple grapes  
red apple  
white coconut  
yellow lemons



Name: \_\_\_\_\_

Date: \_\_\_\_\_

# Clothes and Colours

## Lower and upper case letters



Download this document from <http://www.skillsworkshop.org/>  
Use with Skills for Life Entry 1 learner materials: Literacy Unit 1 - Lost and Found, ESOL Unit 9 - Shopping 2.

Look at the pictures.

Look at the word bank. Fold it over.

Write the words in upper case.



white trainers \_\_\_\_\_

brown jacket \_\_\_\_\_

black shoes \_\_\_\_\_

red hair \_\_\_\_\_

pink dress \_\_\_\_\_

blue suit \_\_\_\_\_

yellow trousers \_\_\_\_\_

green skirt \_\_\_\_\_

BLACK SHOES

BLUE SUIT

BROWN JACKET

GREEN SKIRT

PINK DRESS

RED HAIR

WHITE TRAINERS

YELLOW TROUSERS

Name: \_\_\_\_\_ Date: \_\_\_\_\_

# Clothes

## Upper and lower case



Download this document from <http://www.skillsworkshop.org/>  
Use with Skills for Life Entry 1 learner materials such as Literacy Unit 1  
- Lost and Found, ESOL Unit 9 - Shopping 2.

All the words are clothes.

Write them in the opposite case.

A	B	C	D	E	F	G	H	I	J	K	L	M	N	O	P	Q	R	S	T	U	V	W	X	Y	Z
a	b	c	d	e	f	g	h	i	j	k	l	m	n	o	p	q	r	s	t	u	v	w	x	y	z

1. trousers

7. SHIRT

2. TRAINERS

8. jumper

3. tie

9. JACKET

4. SUIT

10. hat

5. skirt

11. dress

6. shoes

12. BLOUSE

Name: \_\_\_\_\_ Date: \_\_\_\_\_



# Colours

## Lower and upper case letters

Download this document at <http://www.skillsworkshop.org/>  
To be used with Skills for Life Entry 1 learner materials, Literacy:  
Unit 1 - Lost and Found, ESOL: Units 3 and 9 - Shopping 1 and 2.

Look at the word bank. Fold it over.

Write the words in upper case.

brown \_\_\_\_\_ yellow \_\_\_\_\_

white \_\_\_\_\_ pink \_\_\_\_\_

green \_\_\_\_\_ black \_\_\_\_\_

orange \_\_\_\_\_ purple \_\_\_\_\_

red \_\_\_\_\_ blue \_\_\_\_\_

BLACK	BROWN	ORANGE	PURPLE	WHITE
BLUE	GREEN	PINK	RED	YELLOW