

**‘The door
slammed shut,
never to be
opened again.’**

TASK

Write a short (up to three pages) piece of writing that ends with the statement ‘The door slammed shut, never to be opened again.’ This can be fictional, or based on something from your own life.

THINGS TO THINK ABOUT

- Why is the door being slammed?
- Who is slamming it?
- Why will it NEVER be opened again?

Name _____

Date _____

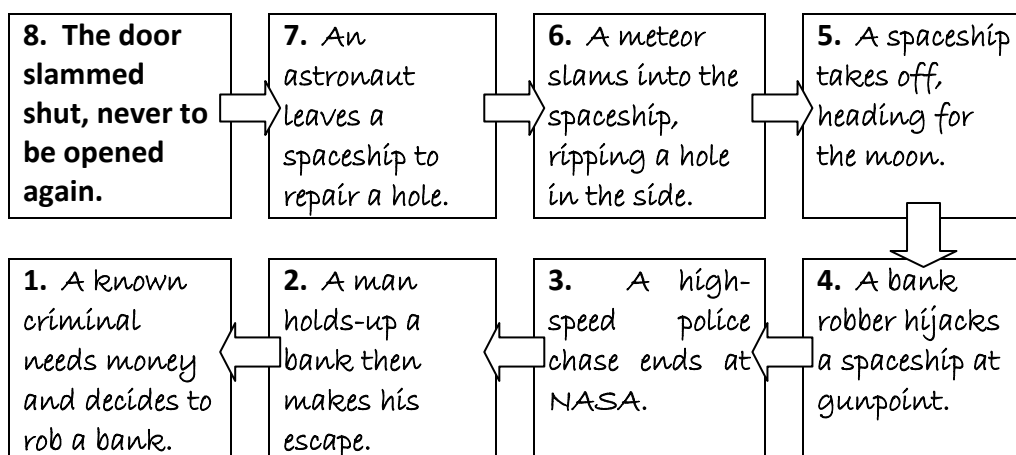
Writing Prompt – Short Story

HOW TO APPROACH THE TASK

A useful way to begin is by brainstorming your ideas for a story – throw them down onto the page as they occur to you. Don't be afraid of making mistakes at this point, just get something down on paper. For example:



Then plan out your story paragraph by paragraph: as you already know how it will end, it might be easier to start at this point and work backwards. For example:




SUGGESTIONS

This piece should be in past tense. It is probably easier to write an original piece of fiction, however anything goes and you are free to choose whatever you like. Try not to make your work overly complicated; the simplest ideas are best.

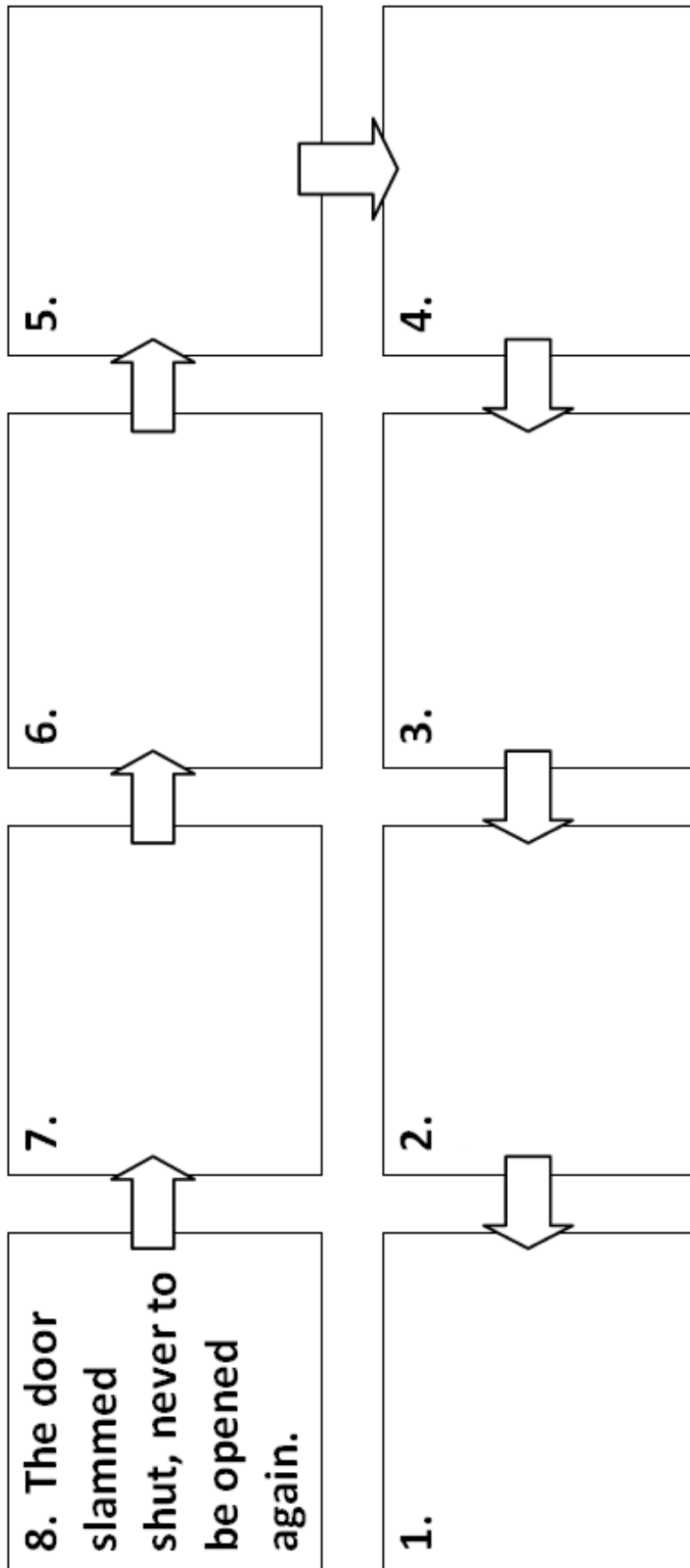
Writing Prompt – Short Story

Brainstorm your initial ideas for your story below:

A large rectangular box with a thin black border. In the center of the box is a circular diagram. The circle has a thick black outline and contains the text "The door slammed shut, never to be opened again" in a bold, black, sans-serif font. Eight arrows of varying lengths point outwards from the circle's perimeter, representing a mind map or brainstorming tool.

Writing Prompt – Short Story

Now, plan your story – one paragraph at a time:



5.

4.

6.

3.

7.

2.

8. The door slammed shut, never to be opened again.

1.

Writing Prompt – Short Story



Now that you have an idea how all your ideas fit together to make a whole story, try to turn your paragraph ideas into a first draft.

Use this area to try out and test sentences and paragraphs. Remember to check your **SPELLING, PUNCTUATION** and **GRAMMAR** at this stage too, as they should all be correct on your final piece. Use a dictionary to help you.

Writing Prompt – Short Story



Writing Prompt – Short Story



Now write the final draft of your story. It should be free from spelling, punctuation and grammatical errors.

**REMEMBER TO READ THROUGH YOUR WORK ONCE YOU HAVE
FINISHED, CHECKING FOR ERRORS**

Oh, and don't forget to give your story a title!

Writing Prompt – Short Story



Writing Prompt – Short Story



Functional Skills English mapping

Coverage and range statements provide an indication of the type of content candidates are expected to apply in functional contexts. Relevant content can also be drawn from equivalent (school) National Curriculum levels and the Adult Literacy standards. ✓ indicates the main coverage and range skills that are (or can be) covered in this resource. However, these will vary with the student group and how the resource is used by the teacher.

Reference: Ofqual (2009), *Functional Skills criteria for English: Entry 1, Entry 2, Entry 3, level 1 and level 2*. <http://www.ofqual.gov.uk/>

WRITNG Coverage and Range statements

Entry Level 3 Write texts with some adaptation to the intended audience

- a) Plan, draft and organise writing ✓
- b) Sequence writing logically and clearly ✓
- c) Use basic grammar including appropriate verb-tense and subject-verb agreement ✓
- d) 4 Check work for accuracy, including spelling ✓

Level 1 Write a range of texts to communicate information, ideas and opinions, using formats and styles suitable for their purpose and audience

- a) Write clearly and coherently, including an appropriate level of detail ✓
- b) Present information in a logical sequence ✓
- c) Use language, format and structure suitable for purpose and audience ✓
- d) Use correct grammar, including correct and consistent use of tense ✓
- e) Ensure written work includes generally accurate punctuation / spelling & that meaning is clear ✓

Level 2 Write a range of texts, including extended written documents, communicating information, ideas and opinions, effectively and persuasively

- a) Present information on complex subjects clearly and concisely
- b) Present information/ideas concisely, logically, and persuasively
- c) Use a range of writing styles for different purposes ✓
- d) Use a range of sentence structures, including complex sentences, and paragraphs to organise written communication effectively ✓
- e) Punctuate written text using commas, apostrophes and inverted commas accurately ✓
- f) Ensure written work is fit for purpose and audience, with accurate spelling and grammar that supports clear meaning ✓

Reference (Columns 1 only): Ofqual (2009), *Functional Skills criteria for English: Entry 1, Entry 2, Entry 3, level 1 and level 2*. <http://www.ofqual.gov.uk/>

**** This resource also covers many adult literacy curriculum <http://www.excellencegateway.org.uk/sflcurriculum> elements.**