

# Number Bingo

for Milestone 7-8 literacy or ESOL pre entry/Entry 1.

## Contents

Instructions and curriculum links	- this page
Bingo boards for game	- pages 2-5
Counters / master sheets	- page 6

## Instructions

- Print and laminate sufficient boards and counters for your learners. Each learner will need one set of counters and one more set will be used by the 'caller'. (If you are making up both sets of counters - use different coloured paper to make for easier sorting and storing.)
- Place the caller's set of counters in a bag or hat. Caller to pull out a counter, say the name. Students look at their boards. If they have a match they must find the matching counter from their collection and use it to cover the matching item on the bingo board. First one to cover all items on a board is the winner!

## Extension and differentiation

- 2 sets of counters are provided. The first set has some pictures for lower levels (M7-8) and the 'words only' set is for higher levels (M8-E1).
- This game can also be used for speaking and listening group work i.e. one student (rather than the tutor) identifies and calls out words and the others play bingo. The winner becomes the next caller.
- Many variations are possible. E.g. use as a simple individual matching game (give each student a bingo board and enough counters to match) - this is very popular with SLDD students; discard bingo boards and simply ask learners (in pairs) to match the fruits to the correct words (using one set of picture counters and one set of word counters); etc.

## Main Curriculum References

Actual references will vary with the learner group and the way the resource is used.

### preEntry - reading

**Rtc/M7.1** Distinguish between (a) print (b) text (c) symbols (d) images

**Rtc/M8.3** When working with texts which contain words, signs, symbols, images, communicate about familiar (a) people (b) characters (a) events (b) images

**Rw/M7.3** Recognise / read and select a combination of up to 10 words, signs, symbols linked to their personal vocabulary

**Rw/M8.3** Recognise / read a growing repertoire of familiar words, signs, symbols they encounter in daily life.

### preEntry - number



**N1/M8.5** When working with numerals from 0-10. (a) know their value (b) recognise them (c) use them (d) with some inconsistencies, record them

**N1/M7.3** With some inconsistencies, identify and use numerals from 1 to 5



### Entry 1 Literacy (ESOL)

**Rw/E1.1(a)** Possess a limited, meaningful sight vocabulary of words, signs and symbols



# Number Bingo

		7	
	5		
four		one	
	2		3

# Number Bingo

	9		two
		10	
	4		
5		six	

# Number Bingo

9		5	three
	2		
		4	
	one		



# Number Bingo

	7		four
		8	
	five		
3		2	



# Number Bingo

	9		4
five		3	
			
6		one	


# Number Bingo









		five	2
	9		
3			
	one		4

# Number Bingo

	5		one
		10	
	four		
8		6	

# Number Bingo

	7		six
		1	
	two		
8		3	

1	2	3	4
5	6	7	8
9	10	one	two
three	four	five	six
			
			

1	2	3	4
5	6	7	8
9	10	one	two
three	four	five	six
cat	balloons	cherries	dog
apple	flower	book	ball