

Decimals in the Kitchen

Contributor's notes

These resources were designed for Level 1 learners (with an interest in cooking and a visual learning style) but can be used with any Entry 3 - Level 1 learners including those studying NVQ1 and 2 Catering.

Adding and subtracting decimals

- Hand out page 1 and give students a set time to search for kitchen tools and accessories (and prices) on the internet.
- Alternatively, use pages 2-3 if students do not have internet access or find internet searching difficult due to spelling, etc.

Main curriculum elements covered

N2 (Fractions, decimals and percentages)

N2/L1.5 Add, subtract, multiply and divide decimals up to two places.

MSS1 (Common measures)

MSS1/E3.1 Add and subtract sums of money using decimal notation.

MSS1/L1.1 Add, subtract, multiply and divide sums of money and record











Choose 3 things you would like to buy for your kitchen.

Work out the total cost.

Which notes will you need to pay for it?

How much change will you get?

<p>Set of pans £24.97</p>	
<p>Kitchen scales £3.10</p>	
<p>Kettle £16.94</p>	
<p>Toaster £7.43</p>	

<p>Microwave £24.30</p>	
<p>Cutlery £13.23</p>	
<p>Dinner set £22.46</p>	
<p>Two mugs £3.95</p>	
<p>Wine rack £6.96</p>	