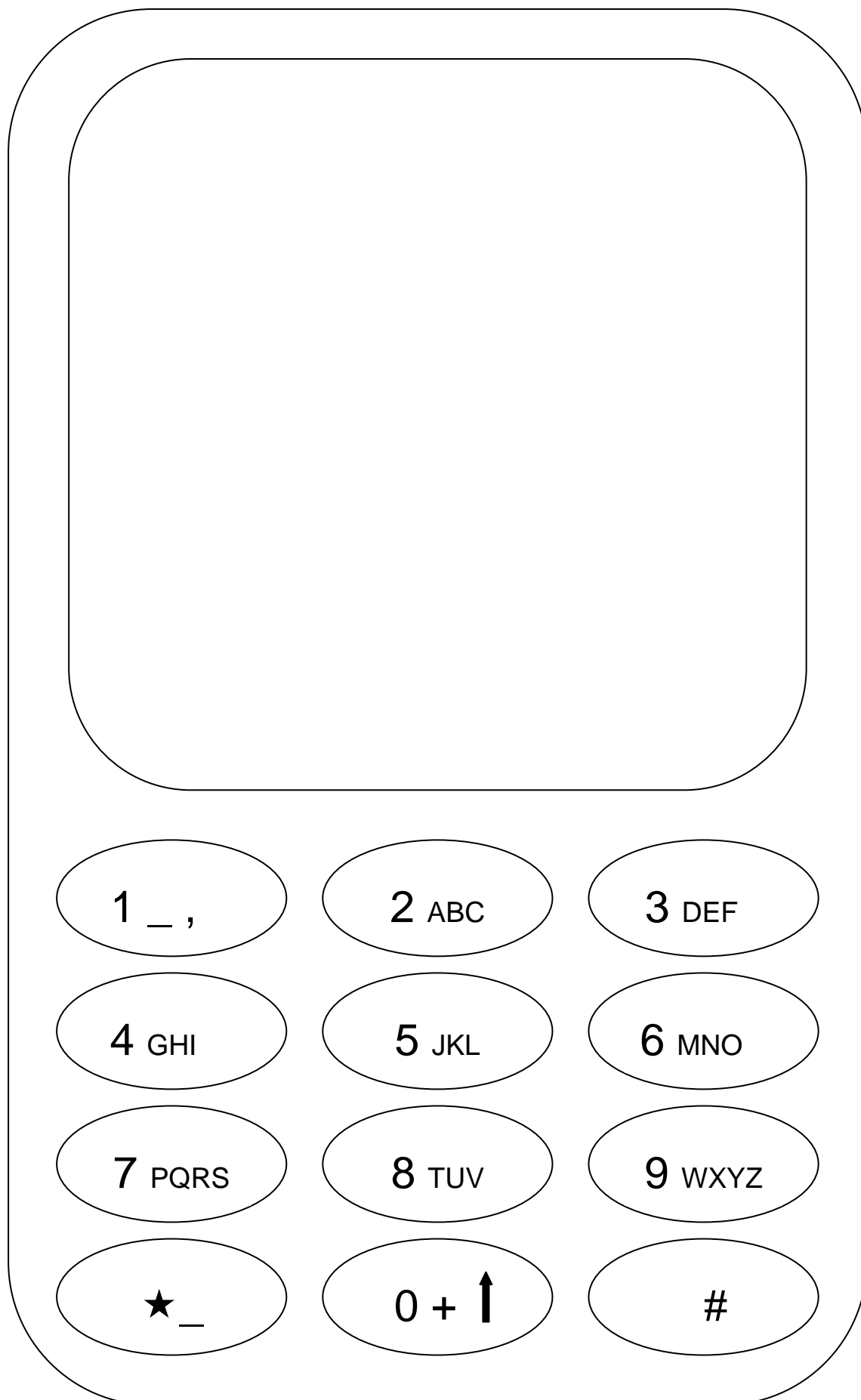


Mobile template

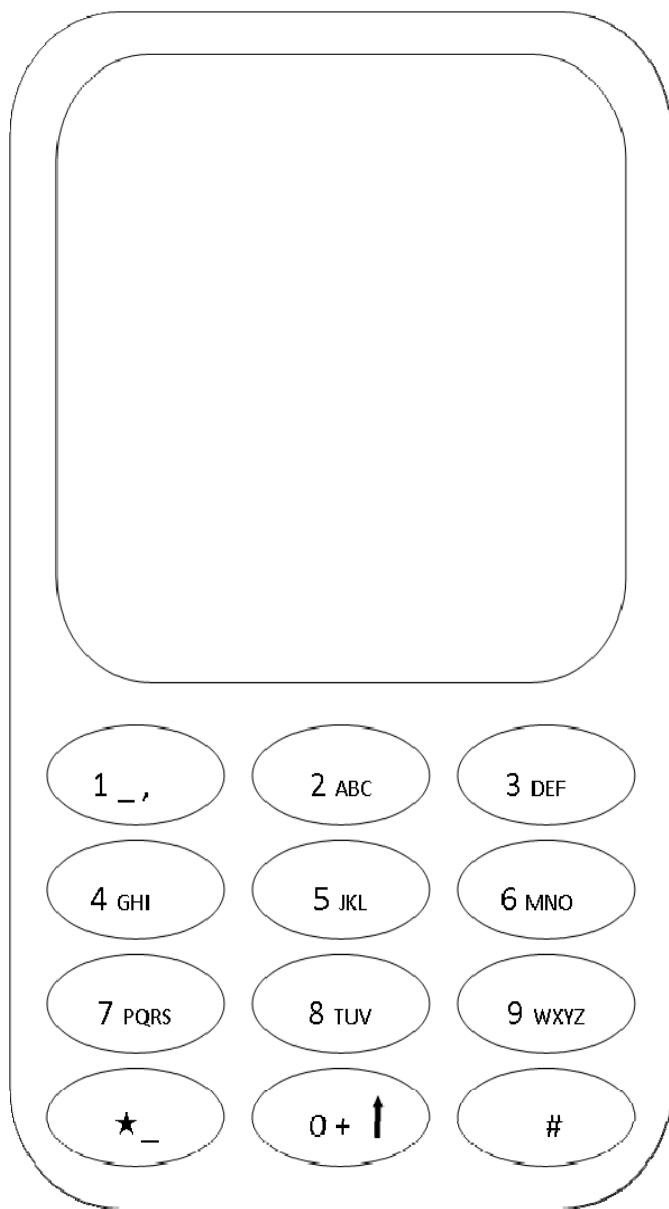
Name _____ Date _____

A large, rounded rectangular frame representing a mobile phone. Inside the frame, at the top, is a large, empty rounded rectangle for a screen. Below the screen is a grid of 12 oval buttons arranged in 4 rows and 3 columns. The buttons contain the following text: Row 1: '1 _ ,', '2 ABC', '3 DEF'; Row 2: '4 GHI', '5 JKL', '6 MNO'; Row 3: '7 PQRS', '8 TUV', '9 WXYZ'; Row 4: '★ _', '0 + ↑', '#'.


1 _ ,	2 ABC	3 DEF
4 GHI	5 JKL	6 MNO
7 PQRS	8 TUV	9 WXYZ
★ _	0 + ↑	#

Mobile template

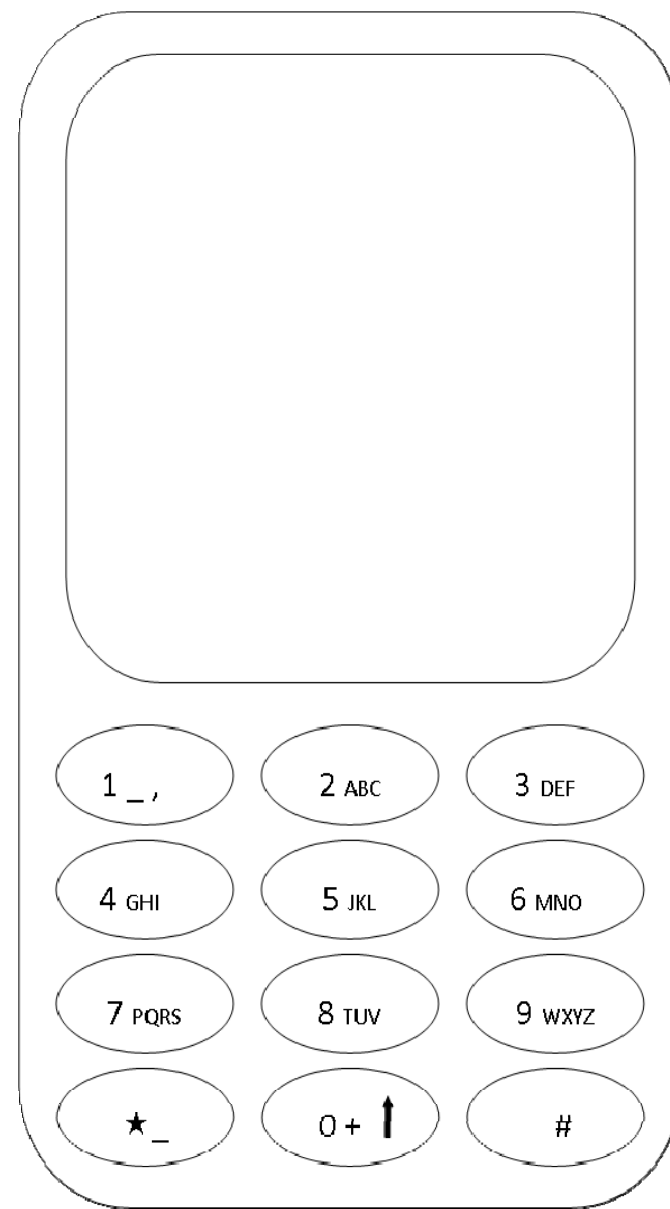
Name _____ Date _____

A template for a mobile phone with a large rectangular screen at the top and a numeric keypad below. The keypad consists of 12 oval buttons arranged in a 4x3 grid. The buttons are labeled: 1 _ , 2 ABC, 3 DEF, 4 GHI, 5 JKL, 6 MNO, 7 PQRS, 8 TUV, 9 WXYZ, * _ , 0 + ↑, and #.

1 _ ,	2 ABC	3 DEF
4 GHI	5 JKL	6 MNO
7 PQRS	8 TUV	9 WXYZ
* _	0 + ↑	#

A template for a mobile phone, identical to the first one, with a large rectangular screen and a numeric keypad with 12 buttons labeled 1 _ , 2 ABC, 3 DEF, 4 GHI, 5 JKL, 6 MNO, 7 PQRS, 8 TUV, 9 WXYZ, * _ , 0 + ↑, and #.

1 _ ,	2 ABC	3 DEF
4 GHI	5 JKL	6 MNO
7 PQRS	8 TUV	9 WXYZ
* _	0 + ↑	#

A template for a mobile phone, identical to the first one, with a large rectangular screen and a numeric keypad with 12 buttons labeled 1 _ , 2 ABC, 3 DEF, 4 GHI, 5 JKL, 6 MNO, 7 PQRS, 8 TUV, 9 WXYZ, * _ , 0 + ↑, and #.

1 _ ,	2 ABC	3 DEF
4 GHI	5 JKL	6 MNO
7 PQRS	8 TUV	9 WXYZ
* _	0 + ↑	#