

Text, sentence and word level games and activities for Milestone 8 - Entry 1 - Entry 2 Literacy

World Cup 1966 | Who Stole the World Cup? | In a Pickle!

- Many of these resources were first used with a small group of learners in a Milestone 8 - Entry 1 – Entry 2 literacy class. They were designed to support (and be used with) Skills for Life learner materials and audio CDs, along with online resources available on our site.

- **Skills for Life learner materials.** Printed versions (and associated audio CDS) are currently available free to all institutions in England teaching adult literacy, numeracy or ESOL, or download from: http://www.dfes.gov.uk/readwriteplus/Document_Bank

The story of Pickles, the dog who found the World Cup, can be found in Unit 1 of the Entry 1 literacy materials (Lost and Found, page 10-12) and on the accompanying CD (track 6). An audio about the man who may have stolen the world cup can also be found on track 4.

- **For more online links** about Pickles and the 1966 World Cup visit our related teaching tips pages at:

<http://www.skillsworkshop.org/cloze/worldcup-script.htm>

<http://www.skillsworkshop.org/cloze/pickles-script.htm>

- **On-line interactive cloze exercises, quizzes and writing frames** are also available on our site. These include:

<http://www.skillsworkshop.org/cloze/pickles-cloze1.htm>

<http://www.skillsworkshop.org/cloze/pickles-cloze2.htm>

<http://www.skillsworkshop.org/cloze/pickles-quiz.htm>

<http://www.skillsworkshop.org/cloze/worldcup-quiz.htm>

<http://www.skillsworkshop.org/cloze/pickles-fillin.htm>

If you use this resource please send comments or feedback to the site owner, Maggie, at maggie@skillsworkshop.org
Please consider sending a resource that you would like to share.

THANKS!

- **How to use these activities.** Please **do not** use these worksheets in isolation, only as part of a well-planned lesson. For example:

In individual work after a group session on the related texts.

Copy on to acetate and project word searches and word shape sheets onto a whiteboard (or use an electronic whiteboard). Encourage students to come to whiteboard and circle or fill-in words.

Enlarge on to A3 and ask students to work in pairs.

Model on whiteboard as above then encourage students to create their own word searches, crosswords, etc.

Main Curriculum Links

Literacy pre-Entry Milestone 8

Rw/M8.1 Recognise the letters of the alphabet by shape, name, sound.

Rw/M8.3 Recognise/read a growing repertoire of familiar • words • signs • symbols.

Ww/M8.1 Write (a) using an appropriate grip (b) making many controlled letter shapes.

Literacy Entry 1

Rt/E1.1 Follow a short narrative on a familiar topic.

Rs/E1.1 Read simple sentence structures

Rw/E1.1 Possess a limited, meaningful sight vocabulary of words, signs and symbols.

Rw/E1.2 Decode simple regular words.

Rw/E1.3 Recognise letters of the alphabet in both upper and lower case.

Ws/E1.1 Construct a simple sentence

Ws/E1/2 Punctuate a simple sentence with a capital letter and a full stop.

Ww/E1.1 Spell correctly some personal key words and familiar words.

Literacy Entry 2

Rt/E2.1 Trace and understand the main events of chronological and instructional texts.

Rs/E2.2 Use knowledge of simple sentence structure and word order to help decipher unfamiliar words and predict meaning.

Rs/E2.3 Apply own life experience and knowledge to check out plausible meanings of a sentence as a whole when decoding unfamiliar words.

Rs/E2.4 Use punctuation and capitalisation to aid understanding.

Rw/2.2 Recognise high-frequency words and words with common spelling patterns.

Ws/E2.1 Construct simple and compound sentences, using common conjunctions to connect two clauses (e.g. as, but, and).

Ws/E2.3 Use punctuation correctly (e.g. full stops, capital letters and question marks).

Ws/E2.4 Use a capital letter for proper nouns.

Extension activities

Check out our tips pages and online activities (see page 1 for links) for further ideas.

- **Index and mapping to curriculum elements.**

The table below gives an overview of the main elements covered.

Adult Literacy curriculum and pre Entry curriculum framework. Milestone 8, Entry level 1, Entry level 2.																	
PDF page no. (red = answer sheet).		Text Focus				Sentence Focus				Word Focus							
		Reading Rt		Writing Wt	Reading Rs		Writing Ws		Reading Rw		Writing Ww						
4 5	Pickles Word Shapes	M8	1	2	3	1	1		1		1	2	3	1	2	3	
		E1	1		2	1	1		1	2	3	1	2	3	1	2	3
		E2	1	2	3	4	1	1	2	3	4	1	2	3	4	5	1
6	Pickles Upper to lower case	M8	1	2	3	1	1		1		1	2	3	1	2	3	
		E1	1		2	1	1		1	2	3	1	2	3	1	2	3
		E2	1	2	3	4	1	1	2	3	4	1	2	3	4	5	1
7	Pickles Lower to upper case	M8	1	2	3	1	1		1		1	2	3	1	2	3	
		E1	1		2	1	1		1	2	3	1	2	3	1	2	3
		E2	1	2	3	4	1	1	2	3	4	1	2	3	4	5	1
8 9	Pickles Word Fill	M8	1	2	3	1	1		1		1	2	3	1	2	3	
		E1	1		2	1	1		1	2	3	1	2	3	1	2	3
		E2	1	2	3	4	1	1	2	3	4	1	2	3	4	5	1
10 11	Pickles Word Search	M8	1	2	3	1	1		1		1	2	3	1	2	3	
		E1	1		2	1	1		1	2	3	1	2	3	1	2	3
		E2	1	2	3	4	1	1	2	3	4	1	2	3	4	5	1
12 13	Pickles Gap Fill	M8	1	2	3	1	1		1		1	2	3	1	2	3	
		E1	1	2	3	1	1		1	2	3	1	2	3	1	2	3
		E2	1	2	3	4	1	1	2	3	4	1	2	3	4	5	1
14 15	Pickles Missing words	M8	1	2	3	1	1		1		1	2	3	1	2	3	
		E1	1		2	1	1		1	2	3	1	2	3	1	2	3
		E2	1	2	3	4	1	1	2	3	4	1	2	3	4	5	1
16 17	Pickles Mixed up sentences	M8	1	2	3	1	1		1		1	2	3	1	2	3	
		E1	1		2	1	1		1	2	3	1	2	3	1	2	3
		E2	1	2	3	4	1	1	2	3	4	1	2	3	4	5	1
18 19	Pickles Punctuation	M8	1	2	3	1	1		1		1	2	3	1	2	3	
		E1	1		2	1	1		1	2	3	1	2	3	1	2	3
		E2	1	2	3	4	1	1	2	3	4	1	2	3	4	5	1
PDF page no. (red = answer sheet).		Text Focus				Sentence Focus				Word Focus							
		Reading Rt		Writing Wt	Reading Rs		Writing Ws		Reading Rw		Writing Ww						
20 21	World Cup Word Shapes	M8	1	2	3	1	1		1		1	2	3	1	2	3	
		E1	1		2	1	1		1	2	3	1	2	3	1	2	3
		E2	1	2	3	4	1	1	2	3	4	1	2	3	4	5	1
22 23	World Cup Word Fill	M8	1	2	3	1	1		1		1	2	3	1	2	3	
		E1	1		2	1	1		1	2	3	1	2	3	1	2	3
		E2	1	2	3	4	1	1	2	3	4	1	2	3	4	5	1
24 25	World Cup Word Search	M8	1	2	3	1	1		1		1	2	3	1	2	3	
		E1	1		2	1	1		1	2	3	1	2	3	1	2	3
		E2	1	2	3	4	1	1	2	3	4	1	2	3	4	5	1
26 27	World Cup Gap Fill	M8	1	2	3	1	1		1		1	2	3	1	2	3	
		E1	1	2	3	1	1		1	2	3	1	2	3	1	2	3
		E2	1	2	3	4	1	1	2	3	4	1	2	3	4	5	1
28 29	World Cup Punctuation	M8	1	2	3	1	1		1		1	2	3	1	2	3	
		E1	1		2	1	1		1	2	3	1	2	3	1	2	3
		E2	1	2	3	4	1	1	2	3	4	1	2	3	4	5	1

- **Producing your own word games and activities.**

These resources were produced using Vocabulary Worksheet Factory Version 2 (publishing version). Visit their web site at: <http://www.schoolhousetech.com/>

Name: _____

Date: _____

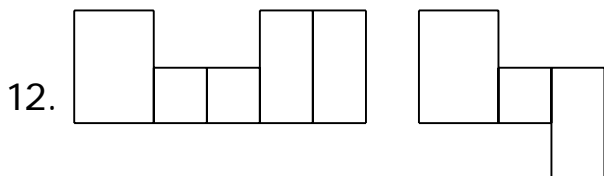
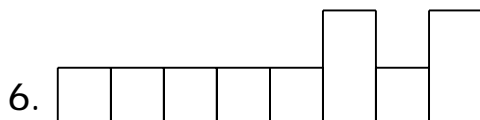
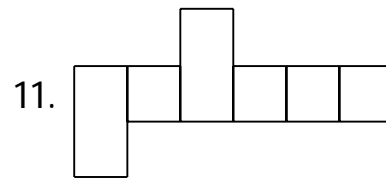
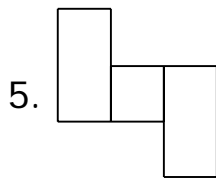
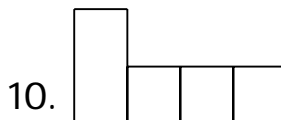
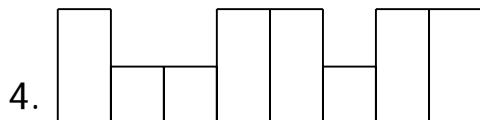
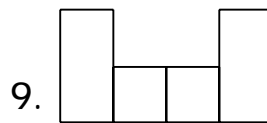
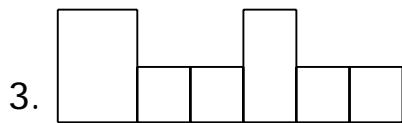
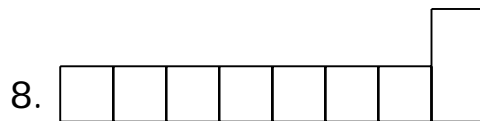

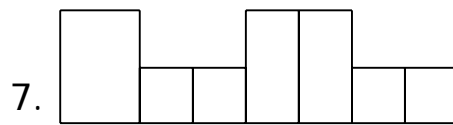
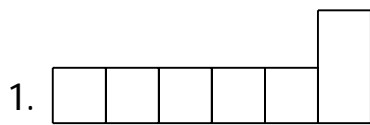
In a Pickle!

Word Shapes



Download this document at <http://www.skillsworkshop.org/>
To be used with Skills for Life learner materials, Unit 1 - Lost and Found.

Look at the word bank.
Put the words in the shapes.



arrested	football	owner	received
bush	hero	Pickles	reward
dog	London	police	World Cup

Name: _____

Date: _____

In a Pickle!

Word Shapes



Download this document at <http://www.skillsworkshop.org/>
To be used with Skills for Life learner materials, Unit 1 - Lost and Found.

Look at the word bank.

Put the words in the shapes.

1.

r	e	w	a	r	d
---	---	---	---	---	---

7.

P	i	c	k	l	e	s
---	---	---	---	---	---	---

2.

o	w	n	e	r
---	---	---	---	---

8.

r	e	c	e	i	v	e	d
---	---	---	---	---	---	---	---

3.

L	o	n	d	o	n
---	---	---	---	---	---

9.

b	u	s	h
---	---	---	---

4.

f	o	o	t	b	a	l	l
---	---	---	---	---	---	---	---

10.

h	e	r	o
---	---	---	---

5.

d	o	g
---	---	---

11.

p	o	l	i	c	e
---	---	---	---	---	---

6.

a	r	r	e	s	t	e	d
---	---	---	---	---	---	---	---

12.

W	o	r	l	d
---	---	---	---	---

C	u	p
---	---	---

arrested
bush
dog

football
hero
London

owner
Pickles
police

received
reward
World Cup

Name: _____

Date: _____

In a Pickle!

Upper and lower case letters



Download this document at <http://www.skillsworkshop.org/>
To be used with Skills for Life learner materials, Unit 1 - Lost and Found.

Look at the word bank. Fold it over.

Write the words in lower case.

POLICE _____

BUSH _____

DOG _____

MAN _____

MATCH _____

REWARD _____

OWNER _____

CUP _____

PLAY _____

HERO _____

bush

dog

man

owner

police

cup

hero

match

play

reward

Name: _____

Date: _____

In a Pickle!

Lower and upper case letters



Download this document at <http://www.skillsworkshop.org/>
To be used with Skills for Life learner materials, Unit 1 - Lost and Found.

Look at the word bank. Fold it over.

Write the words in upper case.

police _____

cup _____

hero _____

bush _____

reward _____

man _____

play _____

dog _____

match _____

owner _____

BUSH

DOG

MAN

OWNER

POLICE

CUP

HERO

MATCH

PLAY

REWARD

Name: _____

Date: _____



In a Pickle!

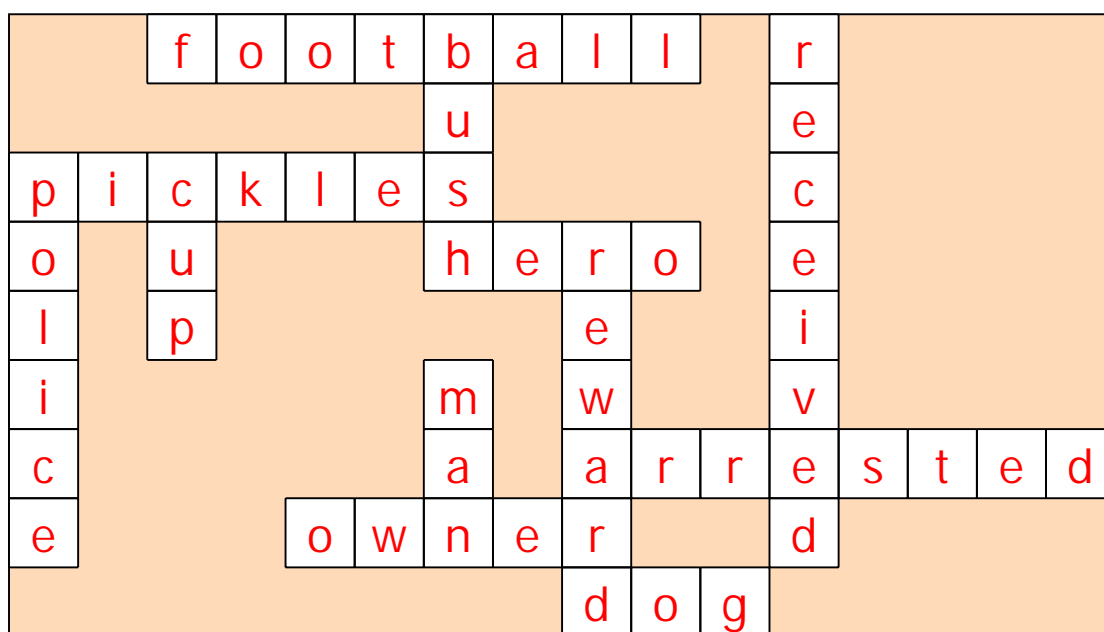
Word Fill

Download this document from <http://www.skillsworkshop.org/>
To be used with Skills for Life learner materials, Unit 1 - Lost and Found.

Read the story or listen to the CD.

Look at the word bank.

Fill in the words.



3 letters

dog
cup
man

4 letters

bush
hero

5 letters

owner

6 letters

police
reward

7 letters

Pickles

8 letters

football
arrested
received

Name: _____

Date: _____

Pickles Word Search



Download this document at <http://www.skillsworkshop.org/>
To be used with Skills for Life learner materials, Unit 1 - Lost and Found.

Look at the word bank.
Find the hidden words.

b	a	r	e	c	e	i	v	e	d
u	r	f	L	o	n	d	o	n	h
s	r	v	P	i	c	k	l	e	s
h	e	x	p	o	l	i	c	e	o
h	s	l	r	e	w	a	r	d	d
e	t	W	o	r	l	d	C	u	p
r	e	f	o	o	t	b	a	l	l
o	d	d	o	g	o	w	n	e	r

arrested	football	owner	received
bush	hero	Pickles	reward
dog	London	police	World Cup

Name: _____

Date: _____

Pickles Word Search



Download this document at <http://www.skillsworkshop.org/>
To be used with Skills for Life learner materials, Unit 1 - Lost and Found.

Look at the word bank.

Find the hidden words.

b	a	r	e	c	e	i	v	e	d
u	r	f	L	o	n	d	o	n	h
s	r	v	P	i	c	k	l	e	s
h	e	x	p	o	l	i	c	e	o
h	s	l	r	e	w	a	r	d	d
e	t	W	o	r	l	d	C	u	p
r	e	f	o	o	t	b	a	l	l
o	d	d	o	g	o	w	n	e	r

arrested	football	owner	received
bush	hero	Pickles	reward
dog	London	police	World Cup

Name: _____

Date: _____

In a Pickle!

Gap Fill



Download this document at <http://www.skillsworkshop.org/>
Use with Skills for Life materials, Unit 1 - Lost and Found.

Read the text. Look at the word bank.

Fill in the words.

In 1966 Pickles was a hero. He was the _____ who found the World Cup.

In 1966 the World Cup took place in _____.

The cup was stolen and the final _____ was going to be played without the cup. The police arrested a _____ but they could not find the cup. A copy of the cup was _____.

A dog called _____ found the cup in a _____ in London. _____ owner received a reward of £5,000 for finding the _____.

bush

England

man

cup

His

match

dog

made

Pickles

Name: _____

Date: _____

In a Pickle!

Gap Fill



Download this document at <http://www.skillsworkshop.org/>
Use with Skills for Life materials, Unit 1 - Lost and Found.

Read the text. Look at the word bank.

Fill in the words.

In 1966 Pickles was a hero. He was the [__dog__] who found the World Cup.

In 1966 the World Cup took place in [__England__].

The cup was stolen and the final [__match__] was going to be played without the cup. The police arrested a [__man__] but they could not find the cup. A copy of the cup was [__made__].

A dog called [__Pickles__] found the cup in a [__bush__] in London.

[__His__] owner received a reward of £5,000 for finding the [__cup__].

bush

England

man

cup

His

match

dog

made

Pickles

Name: _____

Date: _____

In a Pickle! Missing words

Download this document from <http://www.skillsworkshop.org/>
To be used with Skills for Life learner materials, Unit 1 - Lost and Found.

Read the story or listen to the CD.

Read the sentences. Fill in the missing words.



- Pickles _____ a _____ in 1966.
a. hero b. was
- He was the dog who found _____ _____ _____!
a. Cup b. World c. the
- In 1966 the World _____ _____ place in _____.
a. England b. took c. Cup
- The cup was stolen and the final match was going _____
be played _____ _____ cup.
a. to b. without c. the
- The police arrested a _____ but they could not _____
_____ cup.
a. find b. the c. man
- A copy _____ _____ cup was _____.
a. the b. of c. made
- A _____ called Pickles found the _____ in _____ bush
in London.
a. cup b. dog c. a
- His _____ _____ _____ reward of £5,000.
a. owner b. received c. a

Name: _____

Date: _____

In a Pickle! Missing words

Download this document from <http://www.skillsworkshop.org/>
To be used with Skills for Life learner materials, Unit 1 - Lost and Found.

Read the story or listen to the CD.

Read the sentences. Fill in the missing words.



1. Pickles was a hero in 1966.
a. hero b. was
2. He was the dog who found the World Cup!
a. Cup b. World c. the
3. In 1966 the World Cup took place in England.
a. England b. took c. Cup
4. The cup was stolen and the final match was going to be played without the cup.
a. to b. without c. the
5. The police arrested a man but they could not find the cup.
a. find b. the c. man
6. A copy of the cup was made.
a. the b. of c. made
7. A dog called Pickles found the cup in a bush in London.
a. cup b. dog c. a
8. His owner received a reward of £5,000.
a. owner b. received c. a

Name: _____

Date: _____



In a Pickle!

Mixed up sentences

Download this document from <http://www.skillsworkshop.org/>
To be used with Skills for Life learner materials, Unit 1 - Lost and Found.

Read the story or listen to the CD.

Write each sentence so it makes sense.

1. Hero a was in pickles 1966.

2. The dog cup was found who world the he!

3. Took england in place cup 1966 the world in.

4. Was stolen cup the.

5. Police the a arrested man.

6. Was a the made cup copy of.

7. The pickles cup called a found dog.

8. Reward of received his owner a £5,000.

Name: _____

Date: _____

In a Pickle!

Mixed up sentences



Download this document from <http://www.skillsworkshop.org/>
To be used with Skills for Life learner materials, Unit 1 - Lost and Found.

Read the story or listen to the CD.

Write each sentence so it makes sense.

1. Hero a was in pickles 1966.
Pickles was a hero in 1966.
2. The dog cup was found who world the he!
He was the dog who found the World Cup!
3. Took england in place cup 1966 the world in.
In 1966 the World Cup took place in England.
4. Was stolen cup the.
The cup was stolen.
5. Police the a arrested man.
The police arrested a man.
6. Was a the made cup copy of.
A copy of the cup was made.
7. The pickles cup called a found dog.
A dog called Pickles found the cup.
8. Reward of received his owner a £5,000.
His owner received a reward of £5,000.

Name: _____

Date: _____

In a Pickle!

Punctuation



Download this document at <http://www.skillsworkshop.org/>
Use with Skills for Life materials, Unit 1 - Lost and Found.

Read the text. Find the sentences.
Put in capital letters and full stops
(16 capital letters and 8 full stops).

in 1966 pickles was a hero he was the dog who found the world cup

in 1966 the world cup took place in england

the cup was stolen and the final match was going to be played without the
cup the police arrested a man but they could not find the cup a copy of
the cup was made

a dog called pickles found the cup in a bush in london his owner received a
reward of £5,000 for finding the cup

Name: _____

Date: _____

In a Pickle!

Punctuation



Download this document at <http://www.skillsworkshop.org/>
Use with Skills for Life materials, Unit 1 - Lost and Found.

Read the text. Find the sentences.
Put in capital letters and full stops
(16 capital letters and 8 full stops).

In 1966 Pickles was a hero. He was the dog who found the World Cup.

In 1966 the World Cup took place in England.

The cup was stolen and the final match was going to be played without the cup. The police arrested a man but they could not find the cup. A copy of the cup was made.

A dog called Pickles found the cup in a bush in London. His owner received a reward of £5,000 for finding the cup.

Name: _____

Date: _____

World Cup Word Shapes

Download this at <http://www.skillsworkshop.org/>
Use with Skills for Life materials, Unit 1 - Lost and Found.

Put the words in the shapes.



1.

2.

3.

4.

5.

6.

7.

8.

9.

10.

World Cup	England	Pickles	Bobby Moore	crowd
football	West Germany	Wembley Stadium	Queen	victory

Name: _____

Date: _____

World Cup Word Shapes

Download this at <http://www.skillsworkshop.org/>
Use with Skills for Life materials, Unit 1 - Lost and Found.

Put the words in the shapes.



1.

f	o	o	t	b	a	l	l
---	---	---	---	---	---	---	---

2.

B	o	b	b	y
---	---	---	---	---

M	o	o	r	e
---	---	---	---	---

3.

p	i	c	k	l	e	s
---	---	---	---	---	---	---

4.

c	r	o	w	d
---	---	---	---	---

5.

W	o	r	l	d
---	---	---	---	---

C	u	p
---	---	---

6.

W	e	s	t
---	---	---	---

G	e	r	m	a	n	y
---	---	---	---	---	---	---

7.

W	e	m	b	l	e	y
---	---	---	---	---	---	---

S	t	a	d	i	u	m
---	---	---	---	---	---	---

8.

E	n	g	l	a	n	d
---	---	---	---	---	---	---

9.

Q	u	e	e	n
---	---	---	---	---

10.

v	i	c	t	o	r	y
---	---	---	---	---	---	---

World Cup
football

England
West Germany

Pickles
Wembley Stadium

Bobby Moore
Queen

crowd
victory

Name: _____

Date: _____

1966 World Cup Word Fill

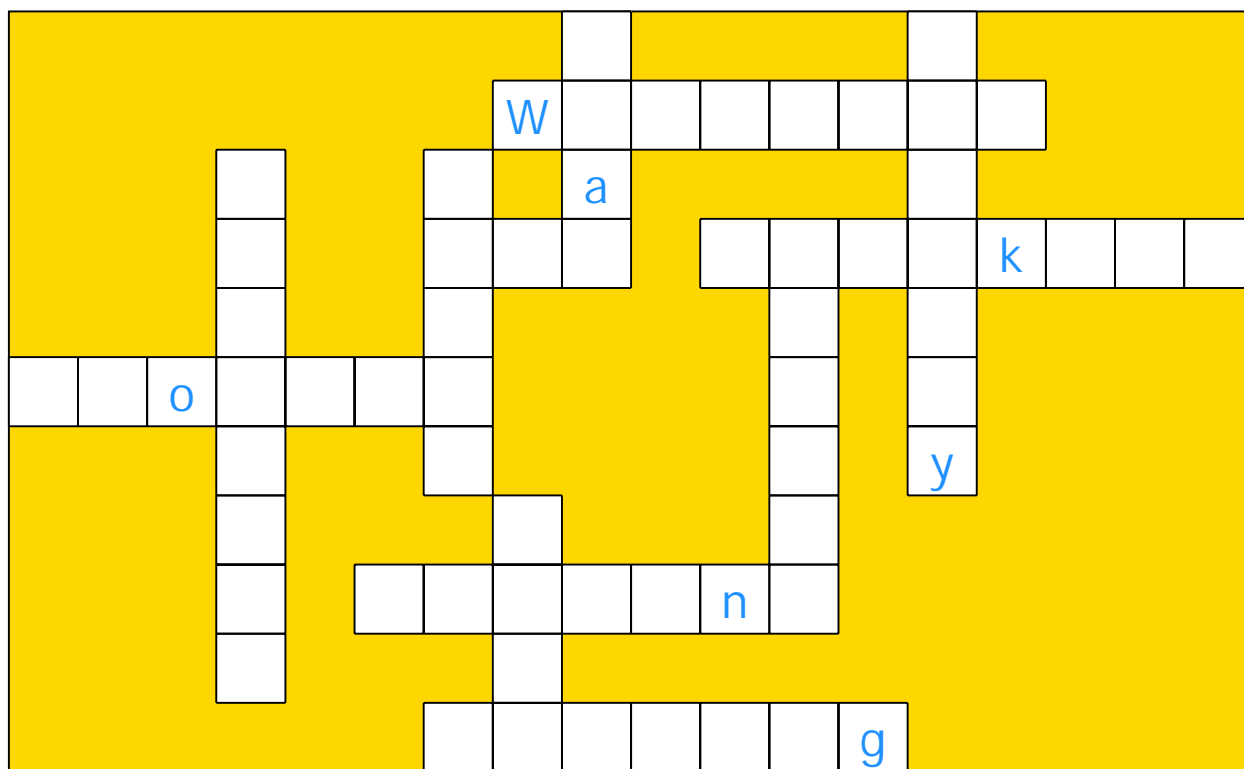


Download this document from <http://www.skillsworkshop.org/>
To be used with Skills for Life learner materials, Unit 1 - Lost and Found.

Read the story or listen to the CD.

Look at the word bank.

Fill in the words.



3 letters

hat

5 letters

shiny

7 letters

woollen

walking

wearing

quickly

8 letters

World Cup

sticking

building

4 letters

coat

blue

6 letters

trying

Name: _____

Date: _____

1966 World Cup Word Fill




Download this document from <http://www.skillsworkshop.org/>
To be used with Skills for Life learner materials, Unit 1 - Lost and Found.

Read the story or listen to the CD.

Look at the word bank.

Fill in the words.



3 letters

hat

4 letters

coat

blue

5 letters

shiny

6 letters

trying

7 letters

woollen

walking

wearing

quickly

8 letters

World Cup

sticking

building

Name: _____

Date: _____

Who stole the World Cup?

Word Search



Download this document at <http://www.skillsworkshop.org/>
To be used with Skills for Life learner materials, Unit 1 - Lost and Found.

Look at the word bank.

Find the hidden words.

w	W	h	a	t	s	h	i	n	y
o	o	b	u	i	l	d	i	n	g
o	r	s	t	i	c	k	i	n	g
l	l	q	q	u	i	c	k	l	y
l	d	c	o	a	t	b	l	u	e
e	C	s	t	r	y	i	n	g	t
n	u	f	w	a	l	k	i	n	g
t	p	w	e	a	r	i	n	g	j

blue

building

coat

hat

quickly

shiny

sticking

trying

walking

wearing

woollen

World Cup

Name: _____

Date: _____

Who stole the World Cup?

Word Search



Download this document at <http://www.skillsworkshop.org/>
To be used with Skills for Life learner materials, Unit 1 - Lost and Found.

Look at the word bank.

Find the hidden words.

w	W	h	a	t	s	h	i	n	y
o	o	b	u	i	l	d	i	n	g
o	r	s	t	i	c	k	i	n	g
l	l	q	q	u	i	c	k	l	y
l	d	c	o	a	t	b	l	u	e
e	C	s	t	r	y	i	n	g	t
n	u	f	w	a	l	k	i	n	g
t	p	w	e	a	r	i	n	g	j

blue

building

coat

hat

quickly

shiny

sticking

trying

walking

wearing

woollen

World Cup

Name: _____ Date: _____

1966 England Victory Gap Fill



Download this at <http://www.skillsworkshop.org/>
Use with Skills for Life materials, Unit 1 - Lost and Found.

Read the text.

Look at the word bank.

Fill in the words.

In 1966 _____ won the football World Cup.

The final was played at _____ Stadium in London. There was a
_____ of 93 000 people. The _____ was watching.

England played _____ Germany in the final and won 4-2. Bobby
Moore was the England _____.

The World Cup had been _____. It was found in _____
for the match. A dog called Pickles found the _____ in a bush in
London.

Bobby Moore collected the _____ gold cup from the Queen.

What a match!

captain	cup	Queen	stolen	Wembley
crowd	England	solid	time	West

Name: _____

Date: _____

1966 England Victory Gap Fill



Download this at <http://www.skillsworkshop.org/>
Use with Skills for Life materials, Unit 1 - Lost and Found.

Read the text.

Look at the word bank.

Fill in the words.

In 1966 [England] won the football World Cup.

The final was played at [Wembley] Stadium in London. There was a [crowd] of 93 000 people. The [Queen] was watching. England played [West] Germany in the final and won 4-2. Bobby Moore was the England [captain].

The World Cup had been [stolen]. It was found in [time] for the match. A dog called Pickles found the [cup] in a bush in London.

Bobby Moore collected the [solid] gold cup from the Queen. What a match!

captain	cup	Queen	stolen	Wembley
crowd	England	solid	time	West

Name: _____

Date: _____

1966 World Cup Punctuation

Download this at <http://www.skillsworkshop.org/>
Use with Skills for Life materials, Unit 1 - Lost and Found.

Read the text. Find the sentences.
Put in capital letters and full stops
(27 capital letters and 10 full stops).



in 1966 england won the football world cup

the final was played at wembley stadium in london there was crowd of
93 000 people the queen was there

england played west germany in the final and won 4-2 bobby moore was
the england captain

the world cup had been stolen it was found in time for the match a dog
called pickles found the cup in a bush in london

bobby moore collected the solid gold cup from the queen

Name: _____

Date: _____

1966 World Cup Punctuation

Download this at <http://www.skillsworkshop.org/>
Use with Skills for Life materials, Unit 1 - Lost and Found.

Read the text. Find the sentences.
Put in capital letters and full stops
(27 capital letters and 10 full stops).



In 1966 England won the football World Cup.

The final was played at Wembley Stadium in London. There was crowd of
93 000 people. The Queen was there.

England played West Germany in the final and won 4-2. Bobby Moore was
the England captain.

The World Cup had been stolen. I t was found in time for the match. A
dog called Pickles found the cup in a bush in London.

Bobby Moore collected the solid gold cup from the Queen.