

Object Grids for preEntry activities

Janet Kinsey, the contributor, explains ...

The attached resource can be used for a range of speaking, listening and pre-reading activities in Milestone 6, 7 and 8 literacy groups.

- Use for language development - expressive language for milestone 6-8 students. Which symbol do you like best? What does that make you think of?
- Search and find tasks – as instructed on pages 2 and 3.
- Extension – withhold the total number of symbols present and get students to declare when they think they know the total number.

Related teaching ideas

- Visual figure-ground is the skill of seeing 'the wood from the trees' i.e. filtering out the unwanted visual information and is an important pre-reading skill. The 'Where's Wally' books and 'Simpsons' character tableaux posters require similar skills.
- More challenging grids could be made using very similar signs such as just the hands. All the symbols used are from Wingdings font, other suitable fonts include Wingdings 2 and Webdings.

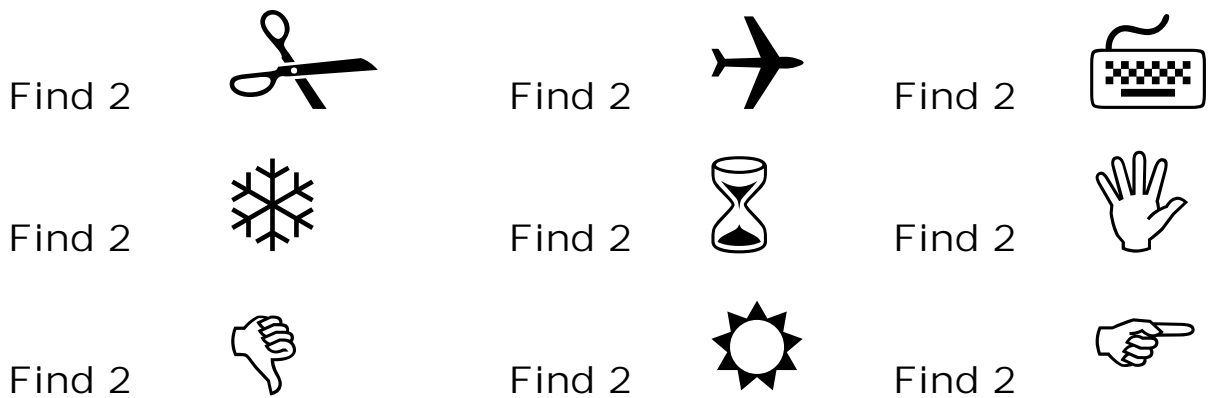

Main Curriculum References


Actual references covered will depend on the learner group and level, and how the resource is used by the teacher.









SLIr/M6.1	Listen and respond to familiar people, demonstrating an understanding of simple questions about familiar events, familiar experiences, personal details.
SLc/M6.1	Use phrases with up to 3 key words / signs / symbols to communicate simple ideas, choices, events.
Rtc/M6.2	Find and name key images, characters, events
SLIr/M7.2	Listen to simple questions on familiar topics and give simple responses in answer
SLc/M7.5	Make simple statements about simple and personal matters
Rtc/M7.1	Distinguish between print, text, symbols and images
SLIr/M8.2	Listen and answer simple questions about personal details, personal experiences, personal events, narratives
SLc/M8.1	Use key words, signs, symbols in communicating a) about their own experiences b) to recount a narrative in their working context or groups / one to one

To obtain an editable version of the original Word document please send teaching ideas or any adult basic skills resource that you would like to share to maggie@skillsworkshop.org

THANK YOU





Find 2		Find 2		Find 2	
Find 2		Find 2		Find 2	
Find 2		Find 2		Find 2	