





# Letters and Sounds Bingo phase 2 set 5


pick	mum	cup	
neck	net	sun	
red	ticket	dog	


mud	egg	pick	
pin	sun	carrot	
socks	top	red	

ticket	top	net	
cap	mum	egg	
run	rat	pin	


# Letters and Sounds Bingo phase 2 set 5


socks	cap	mud	
ten	carrot	dog	
rat	run	neck	

mum	sunset	sick	
doll	kid	hill	
dog	pin	top	

carrot	top	hat	
mud	sick	rat	
kid	bug	ten	

# Letters and Sounds Bingo phase 2 set 5

egg	pick	mum	
neck	dog	hat	
kid	ten	carrot	

kid	rat	egg	
doll	sunset	socks	
bug	hill	pick	

# Letters and Sounds Bingo phase 2 set 5

carrot	hat
cup	sunset
dog	red
egg	pin
mud	hill
mum	ten
neck	run
net	kid
pick	doll
socks	cap
sun	sick
ticket	bug
top	rat

# Letters and Sounds Bingo phase 2 set 5

## Author's Instructions

- Cut out the eight bingo boards (pages 1-3) and laminate if possible (you can cut off the pictures far right if you think these too child-like or inappropriate for your learners).
- Arrange students in pairs and each pair can pick a card for their team (I get them to think of a name for their team).
- Cut up the list of words (page 4) and put them in a hat. You can also print an extra copy of this page to use as a master checklist if needed.
- Draw out the words one by one and say them aloud. The students cover the ones they have with counters, scraps of paper or post-it notes. (If the boards are laminated students can cross words out with a dry-wipe pen).
- For E1 learners write the words on the class whiteboard as you call them out, or if you have another tutor he or she could do that.
- You then need a scoring system. I give each team a point for one line, a point for two lines and then 2 points for a full house.

## Teaching notes

This story was written to accompany the school based Letters and Sounds phonics scheme (adapted for use with adults). The words used are those covered in phase 2.

*Rachel Emmett*

The Letters and Sounds scheme is available for free download from the National Strategies Standards site (you will need to register).

<http://nationalstrategies.standards.dcsf.gov.uk/>

**To obtain an editable Word version of this resource simply send a resource you would like to share to [maggie@skillsworkshop.org](mailto:maggie@skillsworkshop.org)**

**THANK YOU**